

# Statement of Assurance 2016/17

Performance data for five years to 2016/17

September 2017

## **About this publication**

Publication date: 6 September 2017

This document was produced by the London Fire Brigade Information Management Team.

For information about this publication contact:

David Wyatt  
LFB Information Management  
169 Union Street  
London SE1 0LL

Tel: 020 8555 1200

email: [david.wyatt@london-fire.gov.uk](mailto:david.wyatt@london-fire.gov.uk)

This document, and the accompanying tables, are available to download from the London Datastore at [data.london.gov.uk/taxonomy/organisations/lfepa](http://data.london.gov.uk/taxonomy/organisations/lfepa).

## **Copyright and reproduction**

This publication is the copyright of the London Fire Brigade.

You may use or re-use this information (not including logos) free of charge in any format or medium, under the terms of the Open Government Licence. To view this licence, visit

[www.nationalarchives.gov.uk/doc/open-government-licence/](http://www.nationalarchives.gov.uk/doc/open-government-licence/)

## **The London Fire Brigade**

The London Fire Brigade is run by the London Fire and Emergency Planning Authority (LFEPA).

For more information about LFEPA and the work of the London Fire Brigade visit [www.london-fire.gov.uk](http://www.london-fire.gov.uk).

# Contents

<b>Introduction</b> .....	<b>5</b>
<i>Fifth London Safety Plan (LSP5)</i> .....	5
<i>Impacts on performance in the five years to 2016/17</i> .....	5
<i>Other data published</i> .....	5
<b>Performance overview</b> .....	<b>6</b>
<b>Calls received and incidents attended</b> .....	<b>7</b>
<b>Attendance time impacts</b> .....	<b>8</b>
<i>First, second and third pumping appliances</i> .....	8
<i>Overall pumping appliance 'incident' response time</i> .....	8
<i>Crew turn-out for pumping appliances</i> .....	9
<i>Special appliances</i> .....	10
<i>Ward pumping appliance attendance times</i> .....	10
<b>Fire casualties (fatal and non-fatal)</b> .....	<b>12</b>
<b>Fire incidents</b> .....	<b>14</b>
<b>Fire safety</b> .....	<b>15</b>
<i>Regulatory fire safety</i> .....	15
<i>Community safety</i> .....	16
<b>Comparison with performance for the FRS in England</b> .....	<b>17</b>
<b>Notes on data</b> .....	<b>19</b>
<i>Corrections</i> .....	19
<i>Attendance time calculation</i> .....	19
<i>Fire engine response times</i> .....	19
<i>Special appliance response times</i> .....	19
<i>Second and third appliance average attendance performance</i> .....	20
<i>Methodological difficulties working at ward level</i> .....	20
<b>Annex 1   Borough data</b> .....	<b>21</b>
<b>Annex 2   Ward data</b> .....	<b>28</b>



## Introduction

This document sets out the key performance information to support the LFEPA Statement of Assurance (SoA) 2016/17. The intention is to be able to assess the impact of the changes made to fire stations, and fire engines as part of the Fifth London Safety Plan (LSP5). The LSP5 changes also need to be considered with the permanent removal of 13 further fire engines in June 2016; these fire engines had been temporarily removed from station in August 2013 to provide a contingency resource – the Emergency Fire Crew Capability (EFCC) – in the event of strike action.

### Fifth London Safety Plan (LSP5)

The Fifth London Safety Plan (LSP5) was approved by the LFEPA on 12 September 2013, following a Mayoral Direction and on 9 January 2014 the following operational changes were made:

- The closure of 10 fire stations.
- The number of fire engines (pumping appliances) reduced by 14 (net).
- Five appliances were redeployed to different stations.
- The number of fire rescue units (specialist rescue vehicles) reduced from 16 to 14.
- The minimum crewing levels on fire rescue units reduced from five firefighters to four.

Other changes at stations were introduced (before 9 January 2014) including:

- Alternate crewing introduced on the scientific support units at Poplar and Hammersmith.
- Alternate crewing introduced on the two remaining incident response units at Wimbledon and Plaistow
- On-demand mobilising for hose-laying and bulk foam units at the incident support centres.

### Impacts on performance in the five years to 2016/17

Performance in 2016/17 is impacted by a range of changes alongside those in LSP5 which includes the

temporary removal of EFCC appliances and station/appliances temporary changes as a result of the PFI station rebuilding programme. To provide the opportunity to assess the impacts of LSP5, this document includes data for five performance years (April to March), as follows:

- **2012/13** – the last full year based on pre-LSP5 deployments (i.e. 112 stations with 169 fire engines), and before the temporary EFCC removals, or a number of station closures for rebuilding (i.e. station PFI project).
- **2013/14** – the performance year with 27 EFCC appliances temporarily removed (from August 2013), LSP5 changes implemented (from January 2014) and stations/appliances changes arising from the property PFI project (from various dates).
- **2014/15** – the performance year with LSP5 changes fully implemented, but still with 13 EFCC appliances removed and station changes arising from the station PFI project.
- **2015/16** – the performance year with LSP5 changes fully implemented, 13 EFCC appliances temporarily removed from stations, and temporary station closures arising from the PFI station rebuilding programme.
- **2016/17** – the SoA year with LSP5 changes fully implemented, 13 EFCC appliances temporarily removed from stations from April 2016 and permanently removed from June 2016, and a few temporary station closures arising from the PFI station rebuilding programme in April, May and June 2016.

### Other data published

Data for all incidents attended and for the arrival times of all fire engines is published on the London Datastore [here](#). This data covers the period from January 2009, and is updated monthly.

The Brigade's mapping tool, on its web site [here](#), provides incident data and first and second fire engine attendance time performance by borough and ward. This is updated monthly.

# Performance overview

The LFEPA Governance, Performance and Audit Committee (GPAC) receive a six monthly performance report which has details of performance indicators (including much of the data in this report), with commentary. The data published in this document for 2016/17 is consistent with the end of year report (FEP2741) presented to the GPAC in July 2017 and available on the Brigade's web site [here](#).

The main performance highlights of 2016/17, compared to the previous year (2015/16) and five years earlier in (2012/13), and based on the data published in annexes, are set out below.

- **Emergency calls** received by the Brigade (174,039) were higher in 2016/17 compared to the previous year (171,143), by nearly 3,000 (about 2 per cent higher). They were lower by over 6,800 calls compared to 2012/13 (180,846).
- The number of **incidents attended** by the Brigade in London (104,721) was also higher in 2016/17 compared to the previous year by 5 per cent (5,200 more); incidents were lower than five years earlier (by nearly 4 per cent).
- The **speed of attendance to incidents** by both first and second fire engines continues to remain well within the performance targets (6 minutes and 8 minutes, on average, respectively). On average, a first appliance arrived at an incident in 5m22s and a second appliance in 6m44s. This performance is an improvement on the year before (10 and seven seconds faster respectively). Despite the LSP5 changes in 2014 and the permanent removal EFCC fire engines in 2016, performance in 2016/17 is nine seconds for first and 22 seconds for second slower compared to 2012/13.
- The total number of **fire deaths** in 2016/17 was some eight higher at 44, compared to 2015/16, and the same (44) as in 2012/13. Based on the 10 year rolling average fire deaths were at 46, compared to 54 five years ago. The longer term trend remained one of improvement across the five years.
- **Deaths in accidental fires in the home** (the main focus of the Brigade's community safety work) also increased in 2016/17 and at 39 for the year were 18 higher than the year before, and eight higher than in 2012/13.
- The number of **serious injuries at primary fires**<sup>1</sup> in 2016/17 (542) shows an improvement over 2015/16 of some 5 per cent, and are nearly 27 per cent lower than in 21012/13.
- The overall number of **fires** in 2016/17 was lower than 2015/16 by over 500, at 20,259. The number in 2016/17 is similar to the level of fires five years earlier (in 2012/13); total fires fluctuate because of summer related secondary (mainly grass) fires.
- The number of **primary (more serious) fires** was similar in 2016/17 to the year before, and about eight per cent (or nearly 900 fires lower).
- The number of **accidental fires in the home** (accidental dwelling fires) fell again in 2016/17 – by three per cent compared to 2015/16, and 15 per cent compared to 2012/13.
- The number of **fires in care homes and sheltered housing** fell to 321 in 2016/17; down from 422 in 2015/16 (32 per cent). And 62 per cent lower than 2012/13.
- **Time spent on community safety (CS) activity by fire station staff** is at 14.5 per cent in 2016/17. This represents a continual improvement since 2012/13 (13.6 per cent) and compared to 2015/16 (13.9 per cent).
- The number of **home fire safety visits** completed during 2016/17 was down (two per cent) compared to 2015/16 at 84,890, although this is a higher number than five years ago in 2012/13 by some two per cent (83,582).

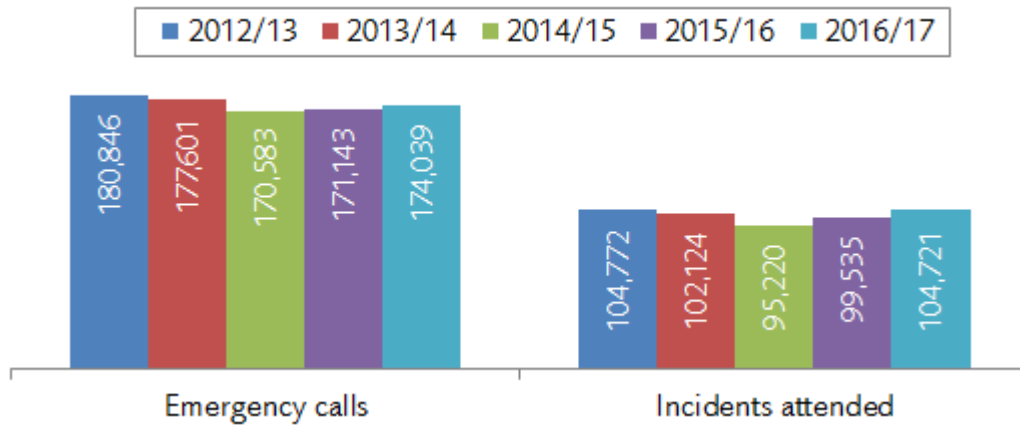
---

<sup>1</sup> Primary fires are those that meet one of the following criteria – a) occurs in a (non-derelict) building, vehicle or outdoor structure, b) involve a fatality, casualty or rescue or c) attended by five or more pumping appliances.

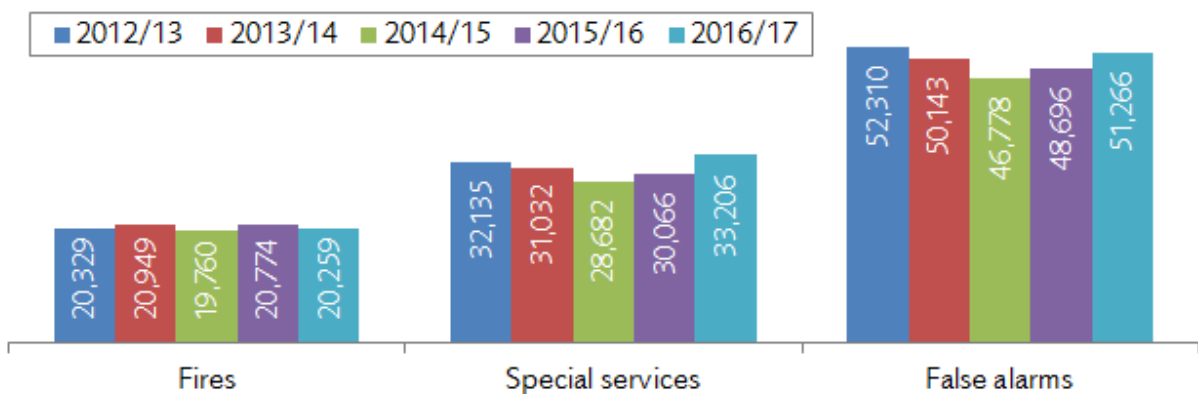


# Calls received and incidents attended

- The numbers of emergency (999) calls received and the incidents attended over the five years to 2016/17 are set out in the charts below.
- Data for all incidents attended (borough and ward) is available in annex 1C. Emergency call data is not available at ward or borough level as the location of a caller is not captured.



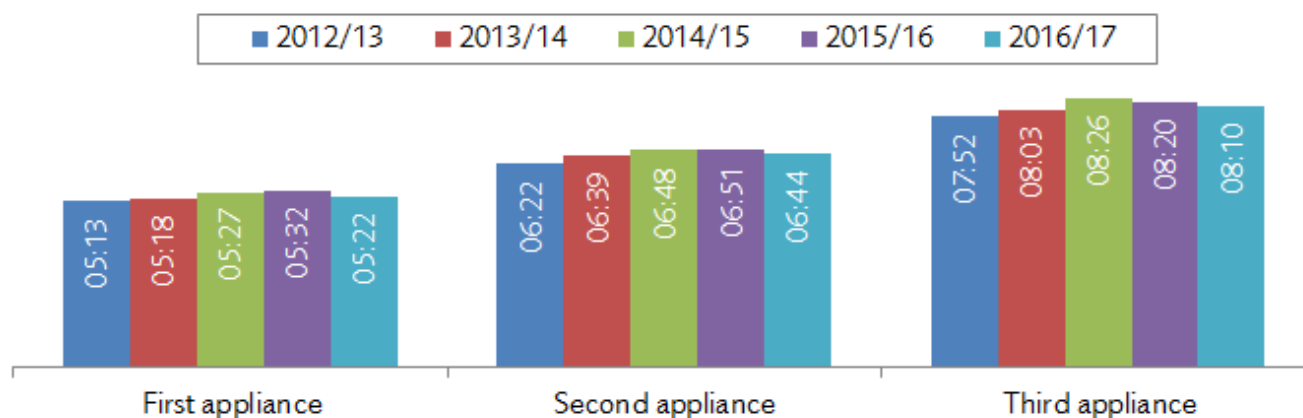
- London-wide, the number of **incidents attended** by the Brigade rose slightly in 2016/17 but is very similar to the number in 2012/13. Most boroughs saw a small rise incidents in 2016/17 compared to 2015/16.
- Fires were down in 2016/17 compared to 2015/16, and at a similar level to than five years earlier (2012/13). Special services and false alarms both show an increase London-wide in 2016/17 compared to 2015/16, although numbers are lower than five years earlier. A key driver for special services is the attendance by the Brigade at some 1,599 medical incidents where the Brigade co-responded with the London Ambulance Service as part of a trial (which started in February 2016) in four London boroughs.



## Attendance time impacts<sup>2</sup>

### First, second and third pumping appliances

- The London-wide performance for first, second and third pumping appliances (fire engines) is summarised in the chart below. London-wide and borough attendance times for five years are set out in annex 1A (borough) and Annex 2A (ward).



- Average performance for **first appliance** in 2016/17, at 05:22, is some 10 seconds faster than in 2015/16. The temporary closure of some fire stations in 2015/16 and 2014/15 resulted in slower first and second appliance times in those years. Performance in 2016/17 was slower by nine second (on average) than five years earlier in 2012/13 (05:13). This difference is consistent – and slightly better – than the modelled impact of the LSP5 changes and the removal of the EFCC appliances (+17 seconds). Only Hillingdon borough fell outside the six minutes average target for first appliance (at 06:24).
- London-wide, **second appliance** average response time in 2016/17, at 06:44, was seven seconds faster than in 2015/16. This reflects the re-opening of station closed for rebuilding works in previous years. Second appliance performance is 22 seconds slower than in 2012/13 by 22 seconds. The changes in LSP5 and the removal of EFCC appliances would impact more on second appliance performance given the overall removal of 17 second fire engines (compared to 10 first fire engines). This difference is consistent – and slightly better – than the modelled impact of the LSP5 changes and the removal of the EFCC appliances (+28 seconds). In 2016/17, two boroughs were outside second appliance average attendance target of eight minutes (Hillingdon at 08:07 and Havering at 08:09).
- London-wide, average **third appliance** response times (at 08:10) in 2016/17 was 10 seconds faster than in 2015/16, but 18 seconds slower than in 2012/13. There is no target for third appliance performance, but performance is well within the benchmark average of 10 minutes used during LSP5 consultation. No borough in 2016/17 fell outside this benchmark (although two were at the benchmark – Bromley and Hillingdon).

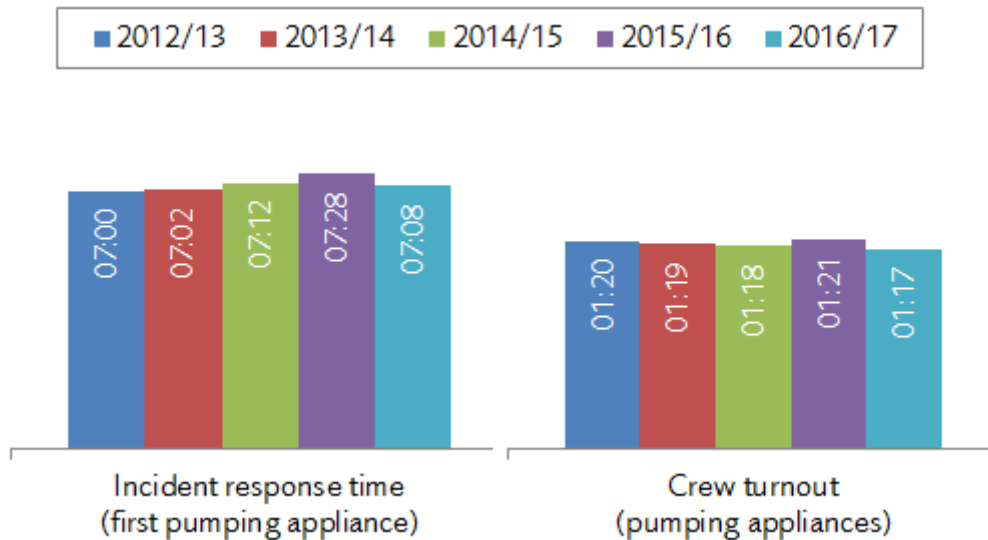
### Overall pumping appliance 'incident' response time

- Details of the **overall time taken between answering the 999 call answer and arrival of the first pumping appliance at incident scene** (the 'overall incident response time') are published for borough and ward in annexes 1A and 2A. The London-wide performance is shown in the chart below.

<sup>2</sup> See the 'Notes on data;' on page 19. There has been an adjustment to the way in which attendance times are calculated which was covered in the agreed London Safety Plan 2017. The aim has been to count more mobilisations to achieve a more accurate performance. That change will have an impact on the data in this section which will be different from previously data supporting the Statement of Assurance in previous years.



- As the incident response time covers call handling, the equivalent performance target (for a first appliance) would be an average 7m40s (1:40 call handling plus 6 minute attendance).
- Whilst the travel time to the incident scene may be impacted by the LSP5 and EFCC changes to stations and appliances, no other aspect of the process (i.e. call answer, call handling and crew turnout) would be impacted as a direct result of these changes. A new mobilising system went live during 2015/16 (November 2015) and this has improved call handling performance (e.g. postcode and premises mobilising), and the travel time to the incident as a result of the introduction of geographic mobilising. The overall incident response time (07:08) was 20 seconds faster in 2016/17 than in 2015/16, and only eight seconds slower than in 2012/13 (07:00).



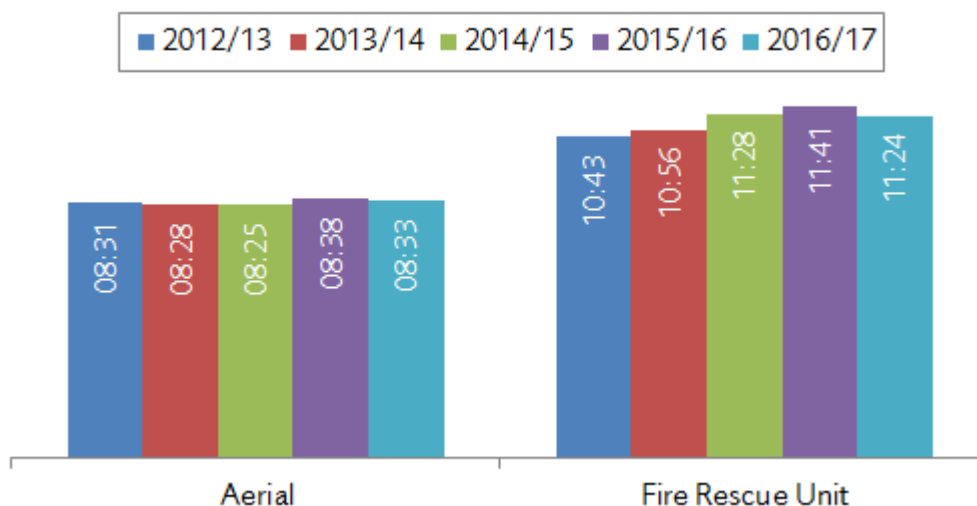
Note: crew turnout time not to same scale.

### Crew turn-out for pumping appliances

- Data on pumping appliance **crew turnout** performance is shown in the chart above, and is available by borough in annex 1A. The crew turn-out time is included within the overall incident response times (which are measured from the time of mobilisation to arrival at the incident address). Apart from in 2015/16, there has been a slowly improving crew turn-out performance over the fives to 2016/17. It would not be expected that crew turnout performance would be impacted by the changes to stations and pumping appliances implemented in LSP5 or the removal of EFCC appliances.

## Special appliances

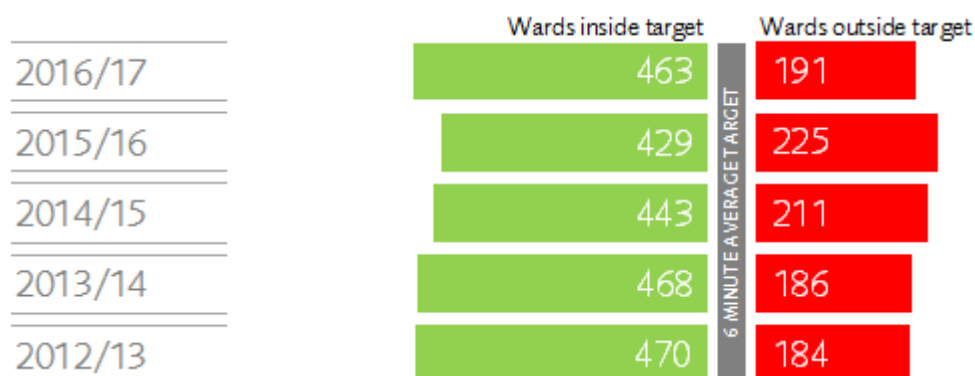
- Data for special appliance average response times – for Fire Rescue Units (FRUs) and aerial appliances – is shown in the chart below for five years up to 2016/17. Data for borough and ward performance is shown in annex 1B and annex 2A respectively.



- London-wide, average **aerial appliance** response times were 08:33 in 2016/17. This is slightly faster (five seconds) than in 2015/16 (08:38), but slower than in 2012/13. There are no attendance standard for aerial appliances and that there were no changes made to the number or deployment of aerial appliances in LSP5 or over the five years for which data is displayed. Performance is relatively consistent over the five years.
- London-wide, average **fire rescue unit** response times were 11:24 in 2016/17, and this is slightly faster (-17 seconds) than in 2015/16 (11:41). There are no attendance standard for fire rescue units. In LSP5 FRUs were removed from Hornchurch in Havering, and Millwall in Tower Hamlets, which would account for the change in performance between 2012/13 and 2016/17 (+41 seconds).

## Ward pumping appliance attendance times

- Ward data for first and second pumping appliance attendance times is in annex 2A.
- 71 per cent of wards in 2016/17 had a **first appliance** within the average six minute target. Comparing performance in 2016/17 with a year before the LSP5 changes and EFCC removals; i.e. 2012/13, there were seven more wards in outside target in the most recent year.



- Of the 191 wards outside the first appliance average six minute target in 2016/17, 87 wards were within 30 seconds of the target. The chart below shows wards outside the target within four time bands to show how far they were away from the target, together with the cumulative number of wards at each time band.

	30s	60s	90s	>90s
WARDS WITHIN EACH TIME BAND	87	53	38	13
CUMMULATIVE WARDS AT TIME BANDS	87	140	178	191

- Performance for **second appliance** comparing 2016/17 against 2012/13 shows fewer wards outside the target in the most recent year, than in any other year.

	Wards inside target	Wards outside target
2016/17	537	117
2015/16	509	145
2014/15	509	145
2013/14	518	136
2012/13	511	141

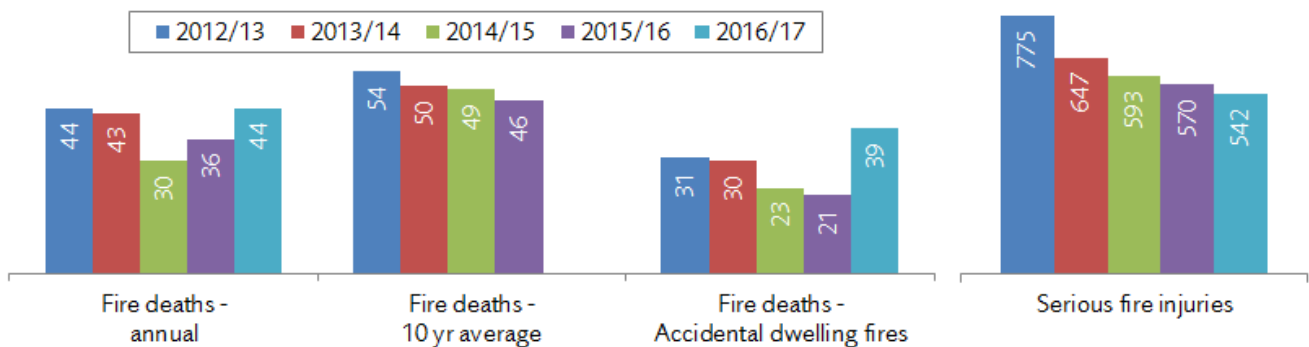
8 MINUTE AVERAGE TARGET

- Of the 117 wards outside the second appliance average eight minute target in 2016/17, 50 wards were within 30 seconds of the target. The chart below shows wards outside the target within four time bands, to show how far they were away from the target, together with the cumulative number of wards at each time band.

	30s	60s	90s	>90s
WARDS WITHIN EACH TIME BAND	50	32	16	19
CUMMULATIVE WARDS AT TIME BANDS	50	82	98	117

## Fire casualties (fatal and non-fatal)

- Data about fire casualties (by borough and ward) is available in annexes 1D and 2B respectively.
- The chart below shows the numbers of fire casualties (fatal and non-fatal) for the five year period up to 2016/17. There was a small upturn in the number of all fire deaths in 2015/16 and again in 2016/17. The 10 year average for all fire deaths continues to show a downward trend over the five year period despite the upward fluctuations in recent years. The upward movement in deaths from accident fires in the home (accidental dwelling fires) reflects the upward trend for all fires deaths in 2016/17, although the number of serious fire injuries continues to fall.

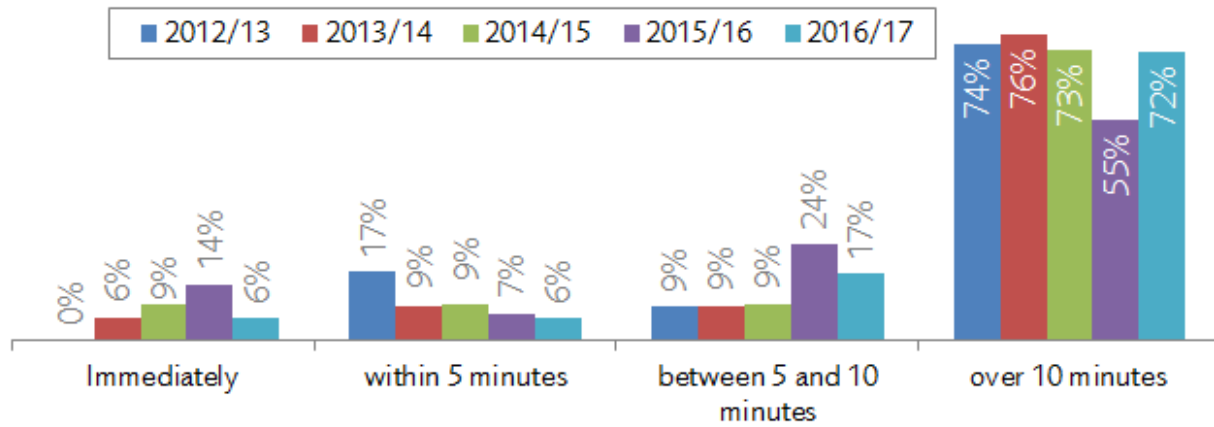


Note: serious fire injuries not to same scale.

- Borough and ward data for **fire deaths** is set out in Annex 1D (borough) and 2B (ward). The number of fire deaths at borough and ward level is generally very small, so there are always limitations on the statistical conclusions that can reliably be drawn from these data .
- The number of **serious fire injuries** have fallen by 30 per cent since 2012/13 and five per cent compared to 2016/17, and 27 per cent since 2012/13. The actual number of fire injuries annually at borough and ward level fluctuate so that there are limitations to the reliability of statistical conclusions that can be drawn.
- There is always an interest in whether changes to pumping appliance response times increases the prevalence of deaths. One factor that is key to whether the Brigade arrives in good time and someone is rescued in a timely way, is the delay in discovering the fire and calling the fire brigade. The chart below shows the estimated delay between ignition of the fire and calling the brigade, based on the work of crews and fire investigators. This data is available for about 80 per cent of fatal fire casualties across the five year period. In 2016/17, in nearly 90 per cent of cases where data is available, there was a delay of 5 minutes or more in calling the Brigade.

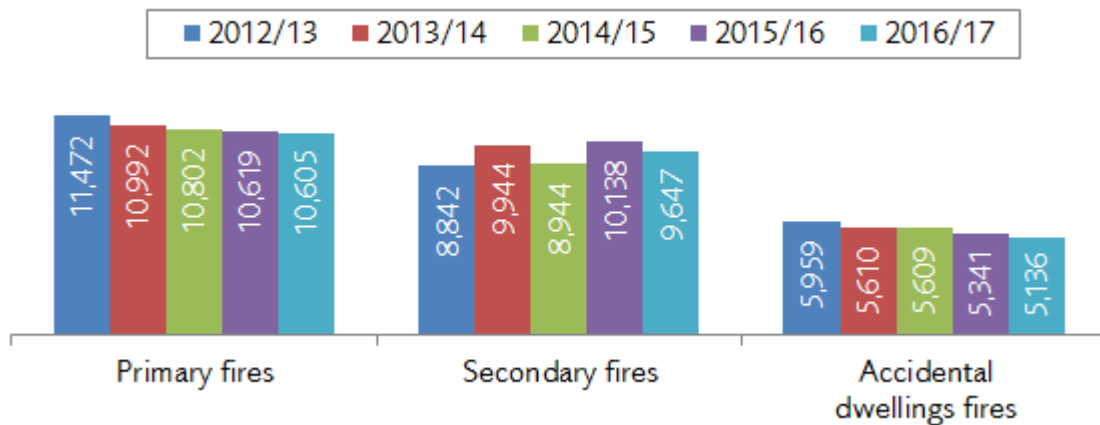
## Estimated delay between fire ignition and call to the Brigade for fire fatalities in London

Note: Typically, for the five years displayed, this data is not available for about 20 per cent of fire deaths.

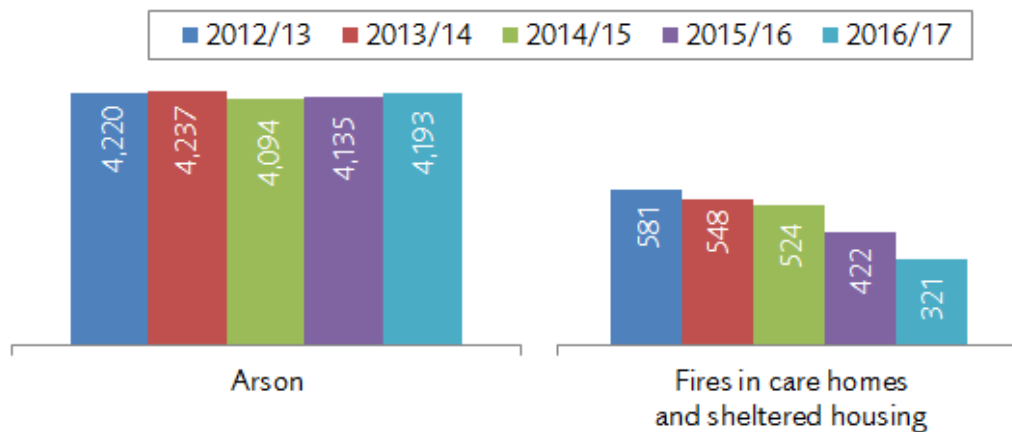


# Fire incidents

- Detailed borough and ward data is in annexes 1C and 2B, together with data for all fires, primary (more serious) fires, accidental dwellings fires, and fires in care homes/sheltered housing.
- London-wide, the number of **primary fires**, and **accidental dwelling fires** continue to fall in 2016/17 and that pattern is maintained in the period covering the implementation of LSP5 in January 2014 and removal of EFCC appliances. The number of **secondary fires** fluctuates as open land and grass fires are a significant proportion of these fires and are higher in years which have more warmer/drier summer periods (like 2015/16).



- Data for all deliberate fires (arson) and for fires in care homes/sheltered housing is set out in the chart below. In the period since LSP5 was implemented, **arson** incidents have remained relatively flat and are lower than five years ago. In LSP5, the Authority stated it was concerned by the number of older people who are harmed or killed by fire in places where they should be safe, and we introduced a new headline target focusing on reducing the **fires in care homes and sheltered housing**. Over the life of LSP5, the numbers of these fires in these places has reduced.



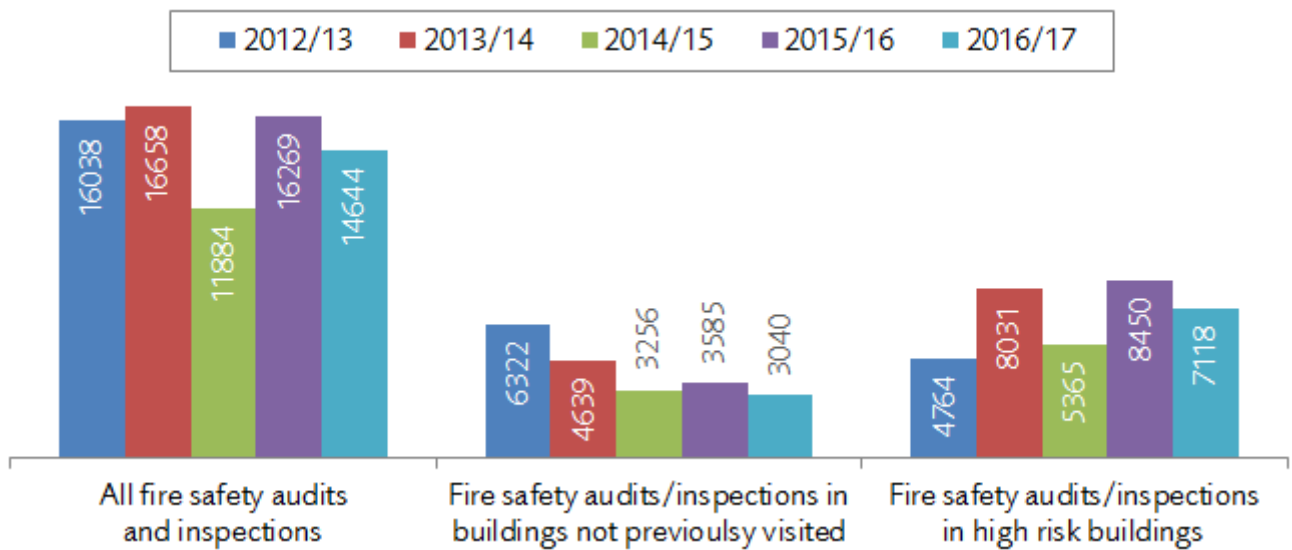
Note: incident types not to same scale.



# Fire safety

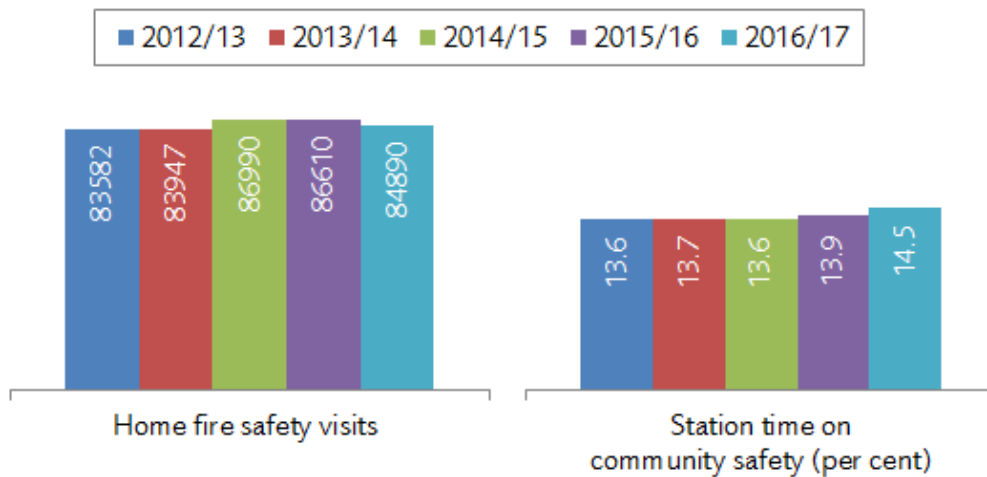
## Regulatory fire safety

- Data on **all fire safety inspections/audits**, those in **premises not previously visited** and for **inspection/audits to high-risk premises** and this data is provided at borough level only (annex 1E). London-wide performance for the past five years, including 2016/17, is set out in the chart below.
- There is no relationship between the stations and pumping appliance reductions in LSP5 and the volume of regulatory fire safety work undertaken, as this is currently carried out by specialist non-station based staff. The numbers of fire safety audits/inspections has fluctuated over the last few years with a decline shown in 2014/15, but improved numbers in both 2015/16 and 2016/17.



## Community safety

- Data for the proportion of **time spent on community safety by station based staff** is published at borough level only in annex 1E. The London-wide data for the last five years is in the chart below. The indicator is expressed as a proportion of available time by the crews of pumping appliances. Borough data has been provided, as requested, but it should be noted that this is a measure of the proportion of time spent on community safety, so a smaller amount of time by a smaller workforce might not show a reduction.
- A decade ago, the proportion of time spent by crews on community safety work was just over 7 per cent annually, since which time it has steadily risen and is now recorded at over 14 per cent.
- Data for the numbers of **home fire safety visits** (HFSVs) carried out (mainly by station staff) is available by borough in annex 1E. The London-wide data for the last five years is in the chart below.
- In 2012/13, the Brigade carried out 83,582 home fire safety visits and in the last performance year (2016/17) nearly 84,890 visits were undertaken. Despite the reduction in the number of crew as a result of the LSP5 closure of fire stations, and removal of appliances, the volume of home fire safety visits has been largely maintained.



Note: HFSVs and time not to same scale. Performance for station time on community safety based on calculation of time used in 2016/17.

# Comparison with performance for the FRS in England

- A key comparator for London performance in terms of safety outcomes, is overall performance of all Brigades in England in 2016/17. Comparative data for other metropolitan brigades is published every six months as part of routine performance monitoring. Most recently, the Governance, Performance and Audit Committee (GPAC) considered 2016/17 end of year comparative data for London and other Metropolitan brigades in July 2017 (LFEPA report FEP2741). Since that report, the Home Office published, on 11 August 2016, the Statistical Bulletin 13/17 *Fire and Rescue Incident Statistics: England, April 2016 to March 2017*<sup>3</sup>.
- These are the headlines from the data for England published in the Home Office Fire Statistical Bulletin 13/17 together with comparison data for London (and movements compared to earlier years):
  - In 2015/16, **fire-related fatalities** [in England] increased for the first time for several years, but this increase did not continue in 2016/17. There were 261 fire-related fatalities in 2016/17 compared with 303 in 2015/16 (a decrease of 14 per cent). Fatality figures can fluctuate between years because the numbers are relatively small.
    - In 2016/17 in London there were 44 fire deaths, this is eight more than 2015/16, and the same number as five years ago (in 2012/13).
  - There were **558,963 incidents attended** by FRSs [in England] in 2016/17. This was a six per cent increase compared with the previous year (529,504 in 2015/16) but a 35 per cent decrease compared with ten years ago (854,371 in 2006/07). The total number of incidents was on a downward trend for around a decade before it was relatively flat between 2012/13 and 2014/15. Since then there have been two annual increases mainly driven by increases in non-fire incidents attended.
    - LFB attended 104,721 incidents in London in 2016/17 which represents an increase on the previous year of five per cent, and is also just under 19 per cent of the England total.
  - FRSs attended 161,770 **fires** [in England] in 2016/17. This was virtually unchanged compared with the previous year (162,267 in 2015/16), but less than half compared with ten years ago (336,233 in 2006/07). The total number of fires attended by FRSs has been broadly stable since 2012/13.
    - LFB attended 20,259 fires in London in 2016/17, and this is just over 500 fewer than in 2015/16 (three per cent fewer). Since 2005/06, when there were almost 40,000 fires, the 2016/17 figure is a reduction of nearly 50 per cent over ten years
  - Of these 161,770 fires [in England] in 2016/17, 74,803 were primary fires<sup>4</sup>. Primary fires are generally more serious fires that harm people or cause damage to property. This was a two per cent increase compared with the previous year (73,477 in 2015/16), but a 14 per cent decrease compared with five years ago (86,975 in 2011/12) and a 42 per cent decrease compared with ten years ago (129,134 in 2006/07).
    - London did not reflect the national trend with an increase in primary fires and 2016/17 again saw the lowest number of primary fires in London since records began. LFB attended just 10,615 Primary Fires in 2016/17 (or under 30 per day). In 2005/06 this was 45 fires per day. The overall reduction over ten years since 2005/06 is around one third.

---

<sup>3</sup> <https://www.gov.uk/government/statistics/fire-and-rescue-incident-statistics-england-april-2016-to-march-2017>

<sup>4</sup> Primary fires are those that meet one of the following criteria – a) occurs in a (non-derelict) building, vehicle or outdoor structure, b) involve a fatality, casualty or rescue or c) attended by five or more pumping appliances.

- Of the 30,296 primary dwelling fires [in England] attended in 2016/17, 27,201 were accidental dwelling fires. This was a four per cent decrease compared with the previous year (28,359 in 2015/16), a 12 per cent decrease compared with five years ago (30,789 in 2011/12) and a 26 per cent decrease compared with ten years ago (36,660 in 2006/07).
  - Of the 5,495 primary dwelling fires in London in 2016/17 (nearly 200 fewer than in 2014/15, or three per cent), 5,136 were accidental dwelling fire.; this was a nearly four per cent reduction compared to 2015/176.
- FRSs attended 223,614 fire false alarms [in England] in 2016/17. This was a four per cent increase compared with the previous year (214,424 in 2015/16), the first increase in fire false alarms since 2003/04, but a ten per cent decrease compared with five years ago (249,445 in 2011/12) and a 36 per cent decrease compared with ten years ago (352,136 in 2006/07).
  - All false alarms in London increased in 2015/16 to 51,226 (up by five per cent) compared to 2015/16. The largest proportion of false alarms were due to automatic fire alarm activation in non-domestic buildings (21,929 in 2016/17).
- For the first time, in 2016/17 English FRSs attended more **non-fire incidents** [i.e. special services] than fires. Thirty-one per cent of all incidents attended by FRSs in 2016/17 were non-fire incidents compared with 29 per cent that were fires. In 2006/07 these percentages were 39 per cent (fires attended) and 19 per cent (non-fire incidents). The largest incident type continues to be fire false alarms (40 per cent in 2016/17).
  - In London, 32 per cent of all incidents were Special Services in 2016/17. LFB attended more special services from 2004/15 when the proportion was 26 per cent compared to 25 per cent fires. Fire false alarms are also the largest incident type in London (49 per cent in 2016/17).
- FRSs attended 173,579 **non-fire incidents** [special services] in 2016/17 in England. This was a 14 per cent increase compared with the previous year (152,813 in 2015/16). For around a decade, there was a general decline in the number of non-fire incidents. However the last two years have shown two large increases.
  - Special services attended by LFB in London were up by 10 per cent compared to 2015/16.

# Notes on data

## Corrections

This document includes some minor corrections to some data for years earlier than 2016/17 and published to support earlier versions of the Statement of Assurance. These are minor corrections and do not materially impact on any conclusions to be drawn from the data.

## Attendance time calculation

### Fire engine response times

The way in which fire engine response times are calculated is described in the document [Fire Facts - Incident Response Times 2015](#) available on the LFB web site [2016 version to be published by end September 2017]. In line with LSP2017, the calculation has been varied to provide greater accuracy in terms of performance. The method of calculation as described previously, with the recent changes highlighted in red, is set out below.

Attendance times for fire engines are measured from (a) the time an appliance is mobilised to (b) the time the appliance arrives at the incident scene. No special appliances (e.g. aerial appliances, fire rescue units) currently have published attendance times. The standard applies London-wide to any type of emergency incident.

The following criteria are used to calculate published attendance time performance:

- Arrival times for all pumping appliances regardless of location of the appliance at time of mobilisation and will include appliances from other station grounds.
- First appliance and second appliance is determined by the order of arrival at the incident, i.e. the first appliance will be the first to arrive not necessarily the first to be mobilised.
- Mobilisations included in the calculation are for:
  - Incidents in London only.

- London pumping appliances only; pumping appliances from neighbouring brigades that attend in London are not included.
- Appliances on **any** mobilised attendance, **including running calls, incident upgrades, additional mobilisations**.
- Mobilisations where a time value is present in the data; sometimes 'time arrived' is missing due to a failure (human or technical) to record the time.
- Mobilisations are excluded where:
  - The incident is a 'shut in lift' release not attended as an emergency (i.e. not on 'blue light').
  - The calculated attendance time is greater than 20 minutes (because this generally reflects a failure (human or technical) to record a time of arrival in a timely manner).
  - The mobilisation is to a batch mobilised flooding call.
  - The mobilisation was a relief appliance for an appliance mobilised as part of the initial or upgraded attendance.
  - **The attending crew has added a delay code for: 'arrival time incorrect', 'did not arrive', 'returned by stop', or attendance at 'non-emergency road speed'.**

## Special appliance response times

The performance calculation for special appliance response times follows the same methodology as that for fire engine response times (as set out above), except that instead of excluding times greater than 20 minutes, the exclusion is set at 40 minutes given the expected longer arrival times for special appliances.

## Second and third appliance average attendance performance

Data for average **third appliance response times** is provided by ward (in annex 2A). There is no target attendance time for third appliance. In this ward data there are some cases where the third appliance response is shown with a faster time than the second appliance response. This is a function of maths. Take an example of six incidents in one ward. For each incident, the times are consistent with first faster than second and second faster than third. But when they are averaged, you get a third appliance average response time faster than second appliance, as follows:

	First	Second	Third
Incident 1	05:02	07:54	
Incident 2	06:32	07:21	
Incident 3	04:45	06:23	07:04
Incident 4	05:22		
Incident 5	03:13	06:48	06:57
Incident 6	05:37	10:02	
<b>Average</b>	<b>05:05</b>	<b>07:41</b>	<b>07:00</b>

## Methodological difficulties working at ward level

Ward level data is provided at the request of LFEPA Members to assist with an assessment of the impact of LSP5. During LSP5 consultation and in the reports which dealt with the SoA 2013/14 (FEP2363 and FEP2385), SoA 2014/15 (FEP2514), and SoA 2015/16 (FEP2564), officers explained the difficulties in interpreting ward level data.

To summarise:

- **high level of variability in ward demand/ward response performance year-on-year.** In 197 wards (30 per cent) wards where the Brigade did attend an incident, in 2016/17, over a quarter of wards (27 per cent) had fewer than two incidents a week (197 wards). In 2016/17, about 58 per cent of all incidents were resolved by one appliance; 32 per cent of incidents received two appliances, with just 10 per cent receiving three or more appliances. The small

number of incidents receiving more than one appliance means that ward response times, particularly where a second or third appliance are mobilised, are subject to considerable variability year-on-year. Some of the data shown for an individual ward will reflect what happened on a single occasion. In other wards it will reflect the average of what happened across a range up to 100 incidents.

- **changes to wards in three boroughs:** Wards in three boroughs changed in 2014 impacting on 60 wards in Hackney, Kensington and Chelsea and Tower Hamlets. Data for this report is consistently on the basis of new wards even for periods before the change. This makes direct comparison with ward data published during LSP5 consultation impossible.
- **temporary changes due to station rebuild programmes:** A number of boroughs and many wards in 2014/15 and 2015/16 were directly impacted by temporary closure and removal of pumping appliances changes which were in place due to the station rebuild (station PFI) programme. Those wards where stations were closed for all or part of the year, had a temporary impact on attendance times in 2015/16 and in 2014/15. During 2015/16, six stations were closed at various points during the year<sup>5</sup>.

---

<sup>5</sup> Dagenham, Dockhead, Leytonstone, Plaistow, Purley, and Shadwell.



## **Annex 1 | Borough data**

**Annex 1A** – First, second and third pumping appliances attendance times

**Annex 1B** – Special appliance (aerial and fire rescue unit) attendance times

**Annex 1C** – Emergency calls, incidents attended, fires, primary fires, arson (all deliberate fires), accidental dwelling fires, fires in care homes and sheltered housing

**Annex 1D** – Fire casualties (deaths and serious fire injuries).

**Annex 1E** – Fire safety – regulatory fire safety audits/inspections in premises not previously visited and in high risk premises, station time on community safety and home fire safety visits.



## Annex 1A | First, second and third pumping appliances attendance times – borough data

Borough	First pumping appliance					Second pumping appliance					Third pumping appliance					Overall incident response time (from call answer to arrival of first pumping appliance)					Crew turnout time (pumping appliances)				
	2012/13	2013/14	2014/15	2015/16	2016/17	2012/13	2013/14	2014/15	2015/16	2016/17	2012/13	2013/14	2014/15	2015/16	2016/17	2012/13	2013/14	2014/15	2015/16	2016/17	2012/13	2013/14	2014/15	2015/16	2016/17
Barking and Dagenham	05:37	05:29	06:02	06:32	05:35	06:27	06:31	07:00	07:24	06:19	08:33	08:06	09:22	07:57	07:59	07:30	07:27	07:54	08:21	07:23	01:30	01:20	01:22	01:29	01:20
Barnet	06:13	06:05	05:58	06:00	05:48	08:12	08:01	07:30	07:31	07:27	09:18	09:16	09:09	08:40	08:55	08:07	07:51	07:45	08:14	07:34	01:17	01:13	01:16	01:21	01:21
Bexley	05:40	05:47	05:52	06:03	05:53	06:41	07:14	07:49	07:36	07:25	08:33	09:42	10:06	09:34	09:39	07:23	07:29	07:37	07:56	07:38	01:21	01:17	01:17	01:21	01:14
Brent	05:47	05:47	05:50	05:56	05:43	06:41	06:58	07:15	07:12	07:00	08:48	08:38	08:45	08:55	08:30	07:38	07:35	07:38	07:49	07:38	01:23	01:20	01:20	01:18	01:16
Bromley	06:07	06:18	06:03	06:01	06:04	07:59	07:59	07:45	07:34	07:25	09:30	09:38	09:54	09:35	10:00	07:59	08:04	07:53	07:58	07:58	01:10	01:14	01:20	01:23	01:23
Camden	04:33	04:36	04:55	05:10	05:03	05:51	06:01	06:02	06:17	06:11	07:12	07:17	07:42	07:36	07:34	06:11	06:13	06:35	07:05	06:42	01:28	01:19	01:18	01:21	01:12
City of London	04:42	04:41	05:00	05:17	05:00	05:45	05:51	06:34	06:55	06:27	07:08	07:10	07:59	07:44	07:34	06:24	06:22	06:41	07:19	06:32	01:13	01:28	01:26	01:26	01:15
Croydon	05:30	05:31	05:25	05:36	05:22	06:43	06:44	06:40	06:48	06:36	08:48	08:50	08:25	08:47	08:28	07:17	07:17	07:06	07:32	07:08	01:26	01:19	01:20	01:24	01:19
Ealing	05:18	05:23	05:33	05:39	05:36	06:26	06:46	07:08	07:09	07:09	08:04	08:19	08:45	09:04	08:38	07:05	07:07	07:14	07:48	07:19	01:13	01:13	01:13	01:18	01:18
Enfield	06:20	06:10	06:17	06:12	05:58	07:35	07:22	07:26	07:42	07:25	09:42	09:44	09:49	09:06	09:24	08:09	07:55	08:06	08:16	07:49	01:28	01:19	01:17	01:25	01:20
Greenwich	05:08	05:06	05:25	05:26	05:27	06:47	06:51	06:43	06:38	06:43	08:05	08:24	08:39	08:30	08:17	06:58	06:49	07:13	07:21	07:24	01:20	01:21	01:19	01:20	01:17
Hackney	04:37	04:45	05:03	05:08	04:54	05:18	05:32	05:58	06:02	05:46	07:22	07:26	07:48	07:44	07:33	06:29	06:28	06:51	07:02	06:45	01:26	01:25	01:18	01:22	01:22
Hammersmith and Fulham	04:53	04:52	04:58	05:02	04:59	05:52	06:06	06:19	06:17	06:06	07:02	07:30	07:52	07:37	07:19	06:39	06:29	06:44	06:42	06:45	01:13	01:27	01:22	01:24	01:22
Haringey	05:33	05:26	05:32	05:31	05:22	06:07	06:28	06:11	06:20	06:12	08:04	07:58	08:26	07:59	07:46	07:19	07:11	07:25	07:18	06:39	01:26	01:16	01:15	01:17	01:17
Harrow	06:10	06:01	05:51	05:58	05:53	08:15	08:02	07:13	07:18	07:17	10:19	10:20	09:03	09:35	09:29	07:53	07:38	07:28	07:47	07:31	01:12	01:09	01:15	01:13	01:08
Havering	05:32	05:40	05:54	06:05	05:55	07:11	07:42	08:04	08:26	08:09	08:38	08:50	09:04	08:54	08:36	07:22	07:30	07:46	07:59	07:48	01:10	01:08	01:13	01:12	01:13
Hillingdon	06:39	06:37	06:40	06:30	06:24	07:55	08:02	08:26	08:11	08:07	10:03	09:43	10:35	10:28	10:00	08:27	08:24	08:29	08:51	08:19	01:14	01:18	01:20	01:21	01:16
Hounslow	05:49	05:53	05:49	05:55	05:46	07:07	07:00	07:06	07:05	07:06	09:39	09:22	09:19	08:45	09:12	07:43	07:48	07:44	08:24	07:44	01:19	01:22	01:22	01:25	01:18
Islington	04:34	04:39	04:56	05:02	04:45	05:36	06:04	06:35	06:40	06:27	07:11	07:14	07:38	07:56	07:48	06:21	06:22	06:44	06:47	06:27	01:22	01:09	01:12	01:06	00:53
Kensington and Chelsea	04:23	04:34	04:40	04:44	04:33	05:19	06:02	06:13	06:11	06:12	06:58	07:07	07:38	07:19	07:24	06:08	06:12	06:17	06:34	06:19	01:17	01:20	01:16	01:21	01:17
Kingston upon Thames	05:54	06:01	05:52	05:44	05:46	08:07	08:21	08:04	07:38	07:51	09:31	09:35	09:19	09:08	09:13	07:36	07:45	07:35	07:36	07:33	01:23	01:22	01:07	01:14	01:09
Lambeth	04:32	04:34	04:40	04:51	04:46	05:06	05:23	05:30	05:44	05:40	06:52	07:34	07:14	07:34	07:15	06:17	06:19	06:21	06:49	06:29	01:20	01:22	01:23	01:23	01:21
Lewisham	04:35	04:52	05:12	05:11	04:57	06:12	06:38	06:58	07:03	06:56	07:29	07:48	08:13	08:00	07:52	06:18	06:34	06:56	07:18	06:38	01:21	01:17	01:22	01:24	01:15
Merton	05:31	05:31	05:31	05:31	05:36	07:41	07:42	07:36	07:10	07:30	09:26	09:20	09:46	09:00	08:54	07:14	07:15	07:10	07:45	07:15	01:11	01:10	01:12	01:19	01:15
Newham	04:52	05:18	05:49	05:30	05:20	05:57	06:35	07:09	07:12	07:03	07:28	08:12	08:18	07:58	08:11	06:42	07:04	07:32	07:14	07:07	01:03	01:02	01:04	01:05	01:10
Redbridge	05:43	05:35	05:55	06:00	05:51	06:57	07:09	07:37	07:41	07:36	08:50	09:07	10:03	09:58	09:36	07:34	07:26	07:48	08:06	07:43	01:18	01:16	01:13	01:14	01:12
Richmond upon Thames	06:12	06:02	05:51	05:52	05:45	08:27	08:26	07:12	07:27	07:16	09:36	09:30	09:44	09:21	09:08	08:03	07:44	07:37	07:33	07:27	01:07	01:13	01:14	01:16	01:13
Southwark	04:33	04:56	05:27	05:31	05:08	05:34	06:07	06:41	06:47	06:26	06:56	07:26	07:52	08:03	07:36	06:17	06:44	07:16	07:20	06:48	01:25	01:28	01:26	01:28	01:22
Sutton	05:49	05:50	05:43	05:41	05:37	07:05	07:03	07:01	07:06	06:55	09:30	08:44	08:46	08:39	08:31	07:37	07:27	07:20	07:19	07:11	01:27	01:28	01:24	01:22	01:14
Tower Hamlets	04:25	04:34	04:53	04:59	04:52	05:35	05:53	06:36	06:33	06:27	06:38	07:01	08:02	08:02	07:35	06:15	06:19	06:39	06:52	06:40	01:13	01:12	01:08	01:12	01:11
Waltham Forest	04:58	05:02	05:05	05:17	05:03	05:43	06:21	06:35	06:29	06:36	07:51	07:39	08:33	08:09	07:56	06:47	06:51	06:48	07:00	06:50	01:26	01:20	01:25	01:24	01:15
Wandsworth	04:52	05:00	05:09	05:07	04:59	06:04	06:19	06:39	06:33	06:31	07:15	07:28	07:49	07:47	07:43	06:38	06:40	06:50	06:57	06:43	01:16	01:21	01:22	01:23	01:14
Westminster	04:58	05:04	05:18	05:25	05:19	05:47	06:05	05:56	06:05	06:05	07:10	07:20	07:50	07:47	07:54	06:42	06:43	07:01	07:25	07:06	01:28	01:30	01:32	01:31	01:28
	<b>05:13</b>	<b>05:18</b>	<b>05:27</b>	<b>05:32</b>	<b>05:22</b>	<b>06:22</b>	<b>06:39</b>	<b>06:48</b>	<b>06:51</b>	<b>06:44</b>	<b>07:52</b>	<b>08:03</b>	<b>08:26</b>	<b>08:20</b>	<b>08:10</b>	<b>07:00</b>	<b>07:02</b>	<b>07:12</b>	<b>07:28</b>	<b>07:08</b>	<b>01:20</b>	<b>01:19</b>	<b>01:18</b>	<b>01:21</b>	<b>01:17</b>

Note: Calculation follows the counting rules as agreed and revised in light of LSP 2017-2021

Note: Calculation follows the counting rules as agreed and revised in light of LSP 2017-2021

Note: Calculation follows the counting rules as agreed and revised in light of LSP 2017-2021

Note: Calculation follows the counting rules as agreed and revised in light of LSP 2017-2021. This measure is from the time the call is answered in Control to arrival of the first appliance; see section 6 of Fire Facts document.

Note: The 'crew turn out' time is from receipt of the message to mobilise and departure of the pumping appliance from the station. Data reflects the performance of stations in the borough (and is not related to incident location).

## Annex 1B | Special appliance (aerial and fire rescue unit) attendance times – borough data

Borough	Fire rescue unit					Aerial appliance				
	2012/13	2013/14	2014/15	2015/16	2016/17	2012/13	2013/14	2014/15	2015/16	2016/17
Barking and Dagenham	10:34	10:37	11:52	12:07	11:07	11:23	10:14	15:52	21:40	11:55
Barnet	14:51	14:30	16:50	17:24	17:29	12:45	18:04	12:50	18:18	16:30
Bexley	08:47	09:23	09:11	09:22	11:10			28:01	16:11	
Brent	09:29	10:12	09:49	10:30	10:17	08:26	08:22	08:18	10:50	10:49
Bromley	13:59	14:18	14:51	15:13	14:22	11:59	11:21	13:58	14:03	14:16
Camden	07:41	08:54	09:15	09:52	09:43	07:35	08:02	07:32	07:38	07:44
City of London	09:36	09:18	09:23	11:13	10:52	09:13	09:49	09:44	09:53	09:57
Croydon	08:35	09:10	08:53	09:20	08:12	16:11	14:16	15:49	16:20	16:26
Ealing	11:50	11:53	10:59	12:55	12:33	13:29	13:16	13:28	13:03	13:22
Enfield	11:23	10:20	12:07	11:25	09:28	09:35	13:07	09:47	12:23	09:25
Greenwich	10:30	11:22	11:26	12:41	11:48	10:01	11:55	11:05	13:32	13:41
Hackney	10:02	10:57	10:08	09:53	10:31	12:53	11:37	11:50	12:47	12:41
Hammersmith and Fulham	10:50	11:32	11:38	12:12	11:40	11:13	10:48	12:47	11:01	10:54
Haringey	12:00	11:46	13:43	12:41	11:27	08:24	06:58	07:20	06:29	09:38
Harrow	14:05	12:23	14:09	13:31	13:29	12:03	12:37	11:31	08:55	11:22
Havering	10:57	11:05	18:07	17:56	17:33	09:19	09:36	07:38	07:53	08:08
Hillingdon	16:51	16:37	16:15	16:50	16:23	10:05	09:35	08:36	10:32	09:56
Hounslow	10:26	09:13	10:04	11:01	10:44	19:13	14:03	20:48	20:17	18:49
Islington	08:14	10:06	07:14	09:47	07:06	10:13	10:54	10:52	11:02	09:46
Kensington and Chelsea	07:58	10:06	10:43	09:13	08:05	09:33	09:27	09:58	09:33	09:31
Kingston upon Thames	14:00	13:46	14:29	14:05	13:21	13:15	13:20	13:18	18:11	14:12
Lambeth	10:13	11:43	10:22	11:08	11:11	07:41	07:44	07:43	07:57	07:25
Lewisham	07:59	08:24	09:09	08:36	10:24	06:56	07:12	07:07	06:48	06:53
Merton	08:03	08:57	08:15	08:04	09:25	07:13	05:34	05:34	05:41	04:57
Newham	08:13	09:43	09:22	10:29	10:17	14:31		19:08	22:23	18:16
Redbridge	13:27	12:45	12:32	13:17	13:06	13:01	13:09	12:32	11:54	13:02
Richmond upon Thames	13:25	14:44	12:10	14:13	13:02	21:33	21:10	17:47	27:28	14:32
Southwark	09:43	11:31	13:05	12:41	13:52	07:11	07:47	07:51	07:32	07:32
Sutton	09:44	11:21	10:50	10:54	11:39	11:38	13:31	12:13	13:35	13:22
Tower Hamlets	07:17	08:33	09:53	10:14	11:09	12:43	11:54	10:43	13:38	12:17
Waltham Forest	13:51	11:42	13:34	14:21	13:07	14:17	15:01	14:49	08:55	08:07
Wandsworth	09:47	08:41	11:10	10:06	09:39	08:44	08:45	08:11	08:47	08:40
Westminster	08:18	09:06	08:54	09:25	08:44	06:50	06:32	06:50	06:41	06:43
	<b>10:43</b>	<b>10:56</b>	<b>11:28</b>	<b>11:41</b>	<b>11:24</b>	<b>08:31</b>	<b>08:28</b>	<b>08:25</b>	<b>08:38</b>	<b>08:33</b>

Note: Calculation follows the counting rules as agreed and revised in light of LSP 2017-2021 with a cut-off of 40 minutes

Note: Calculation follows the counting rules as agreed and revised in light of LSP 2017-2021 with a cut-off of 40 minutes

## Annex 1C | Incidents attended and fires – borough data

Borough	Incidents					Fires					Primary fires					Arson (deliberate fires)					Accidental dwelling fires					Fires in sheltered housing and care homes				
	2012/13	2013/14	2014/15	2015/16	2016/17	2012/13	2013/14	2014/15	2015/16	2016/17	2012/13	2013/14	2014/15	2015/16	2016/17	2012/13	2013/14	2014/15	2015/16	2016/17	2012/13	2013/14	2014/15	2015/16	2016/17	2012/13	2013/14	2014/15	2015/16	2016/17
Barking and Dagenham	2,060	2,059	1,921	2,190	2,141	631	694	616	712	628	292	286	262	338	300	202	194	198	219	200	128	133	121	147	132	5	2	5	8	6
Barnet	3,326	3,189	3,031	3,326	3,438	673	692	634	730	631	410	406	358	405	370	132	118	110	122	78	215	215	208	222	209	24	19	16	25	12
Bexley	1,877	1,920	1,916	2,099	2,117	529	495	547	670	595	297	233	273	297	286	144	150	162	209	174	142	101	115	117	108	18	14	14	16	11
Brent	3,015	2,984	2,631	2,990	3,134	624	671	594	666	679	411	389	386	407	388	107	89	71	99	119	224	208	211	220	218	21	35	15	13	17
Bromley	2,782	3,040	2,815	3,060	3,081	693	737	775	929	917	370	343	327	329	388	197	199	201	228	256	153	135	127	137	159	30	20	19	20	8
Camden	5,576	5,343	4,826	4,878	4,856	630	694	648	595	628	405	390	369	334	350	62	82	85	57	74	202	180	174	177	179	24	8	10	12	9
City of London	1,198	1,208	1,171	1,206	1,164	85	111	97	97	85	69	81	69	71	64	4	4	4	5	2	5	6	12	6	3	0	0	0	0	0
Croydon	3,561	3,899	3,545	3,544	3,929	874	904	823	847	833	485	479	461	472	461	216	203	202	163	202	247	254	241	260	229	19	29	15	20	11
Ealing	3,535	3,434	2,926	3,389	3,699	739	742	653	690	755	401	411	373	380	390	157	107	120	127	153	178	205	192	190	195	22	26	28	21	30
Enfield	3,251	3,125	2,946	2,995	3,055	787	794	758	687	778	432	405	418	337	405	206	184	171	154	181	228	200	208	151	167	19	14	18	11	10
Greenwich	2,965	2,956	2,691	2,871	3,070	711	804	652	727	706	395	376	380	369	389	200	226	154	186	176	187	185	179	173	179	18	20	24	10	7
Hackney	4,276	3,964	3,942	4,030	4,026	732	714	666	643	589	402	436	393	379	348	115	105	91	92	93	252	279	250	231	211	26	22	21	17	13
Hammersmith and Fulham	2,999	2,800	2,652	2,634	2,859	397	401	355	388	379	260	259	230	242	260	42	31	36	56	42	156	146	138	118	145	20	23	17	16	15
Haringey	2,671	2,649	2,599	2,787	2,912	538	559	587	615	637	304	312	336	322	337	76	89	112	122	117	174	183	197	178	197	21	16	19	6	11
Harrow	1,938	1,923	1,679	1,774	1,794	349	383	315	347	335	208	219	209	181	191	47	64	57	56	52	129	125	124	98	107	19	18	14	6	9
Havering	2,099	2,183	2,146	2,253	2,326	505	572	618	680	695	250	237	271	279	280	128	173	187	189	224	107	97	105	107	109	13	11	20	18	6
Hillingdon	3,626	3,602	3,015	3,080	3,281	823	802	756	826	880	445	411	430	440	475	222	195	201	211	239	161	140	141	136	146	12	13	9	13	12
Hounslow	2,458	2,576	2,356	2,505	2,784	616	698	542	686	671	329	344	301	343	316	162	168	131	151	186	149	152	144	144	135	9	10	14	12	7
Islington	3,410	3,319	3,207	3,176	3,239	556	519	582	530	472	327	284	341	308	280	97	98	119	113	86	184	140	164	154	155	10	7	14	11	5
Kensington and Chelsea	3,321	3,175	2,998	3,095	3,181	314	331	317	320	283	231	231	231	216	214	11	15	18	20	12	148	146	140	118	121	8	10	9	6	5
Kingston upon Thames	1,707	1,439	1,323	1,327	1,450	292	305	294	253	291	159	165	167	160	159	69	58	60	35	70	90	90	75	89	76	10	6	7	10	11
Lambeth	4,647	4,399	4,054	4,241	4,699	820	780	791	719	732	548	474	449	428	399	118	124	126	101	118	338	272	278	268	225	44	36	31	29	20
Lewisham	3,628	3,548	3,474	3,529	3,533	625	711	646	697	588	390	389	377	411	349	118	128	140	130	91	225	229	228	235	222	18	17	26	11	11
Merton	1,743	1,716	1,591	1,836	2,118	374	456	373	413	398	215	216	203	215	197	60	83	60	76	67	102	100	107	130	94	7	8	4	4	4
Newham	3,573	3,242	3,043	3,239	3,727	857	920	771	834	848	439	464	392	386	456	280	344	216	254	307	228	218	205	180	174	17	26	13	7	7
Redbridge	2,306	2,339	2,161	2,288	2,448	528	596	576	562	608	290	275	314	256	286	97	122	90	78	98	157	136	169	135	128	9	11	13	15	10
Richmond upon Thames	1,679	1,570	1,679	1,597	1,648	317	283	307	300	301	179	167	178	173	169	56	52	48	41	47	96	91	119	98	90	16	15	23	12	4
Southwark	5,047	4,750	4,431	4,459	4,703	896	910	942	879	771	525	434	512	448	447	141	154	187	148	132	310	254	293	239	240	15	10	21	15	14
Sutton	1,589	1,806	1,613	1,613	1,688	390	482	385	387	363	227	262	203	184	185	94	120	84	57	69	114	136	116	102	86	28	28	13	9	6
Tower Hamlets	4,964	4,544	4,280	4,489	4,439	1102	990	1040	1156	1002	472	433	430	403	440	357	323	348	361	276	200	213	211	184	182	16	12	9	8	11
Waltham Forest	2,854	2,835	2,509	2,581	2,813	615	605	609	652	667	340	301	324	278	257	170	123	155	128	108	166	144	158	135	119	17	19	13	10	4
Wandsworth	3,217	3,182	2,854	3,061	3,491	670	648	556	650	582	419	396	360	408	348	96	80	102	115	100	250	218	214	224	192	32	27	29	19	10
Westminster	7,874	7,406	7,195	7,392	7,878	1037	946	935	887	932	561	497	489	437	431	37	32	48	32	44	252	219	200	198	170	14	16	21	12	5
	<b>104,772</b>	<b>102,124</b>	<b>95,220</b>	<b>99,534</b>	<b>104,721</b>	<b>20329</b>	<b>20949</b>	<b>19760</b>	<b>20774</b>	<b>20259</b>	<b>11487</b>	<b>11005</b>	<b>10816</b>	<b>10636</b>	<b>10615</b>	<b>4220</b>	<b>4237</b>	<b>4094</b>	<b>4135</b>	<b>4193</b>	<b>5897</b>	<b>5550</b>	<b>5564</b>	<b>5301</b>	<b>5102</b>	<b>581</b>	<b>548</b>	<b>524</b>	<b>422</b>	<b>321</b>

Note: All incidents attended in London.

Note: All fires (primary, secondary, chimney and late call) attended in London.

Note: All primary fires in London (including late calls). Primary fires include all fires in buildings, vehicles and outdoor structures or any fire involving casualties, rescues, or fires attended by five or more appliances.

Note: All fires (primary, secondary, chimney and late call) where the motive is recorded by attending crew as 'deliberate' i.e. indicator LI2.

Note: A primary fire in a dwelling (including late call) with an accidental (or unknown) motive. A dwelling is a flat, maisonette or house/bungalow. Dwellings do not include non-self contained sheltered housing, or care/residential homes, hostels, etc.

Note: Local indicator LI5. Data includes care and residential homes, and sheltered housing (both self-contained and not self-contained).

## Annex 1D | Fire casualties (deaths and serious fire injuries) – borough data

Borough	Fire deaths (all)					Fire deaths (accidental in the home)					Serious fire injuries				
	2012/13	2013/14	2014/15	2015/16	2016/17	2012/13	2013/14	2014/15	2015/16	2016/17	2012/13	2013/14	2014/15	2015/16	2016/17
Barking and Dagenham	0	1	0	0	3	0	1	0	0	3	22	19	18	9	25
Barnet	2	1	0	0	0	1	0	0	0	0	26	17	16	14	19
Bexley	0	0	0	1	0	0	0	0	1	0	7	7	5	13	21
Brent	2	2	0	3	1	1	1	0	1	1	22	28	35	27	25
Bromley	2	0	1	2	2	2	0	1	1	2	22	10	17	16	10
Camden	1	2	0	1	3	1	2	0	0	3	19	38	18	11	12
City of London	1	0	0	0	0	1	0	0	0	0	2	0	3	1	1
Croydon	1	1	3	2	1	1	0	3	2	1	49	43	33	35	25
Ealing	3	0	4	2	3	1	0	3	1	2	33	36	24	23	33
Enfield	3	3	1	0	1	1	2	1	0	1	44	21	29	23	23
Greenwich	1	3	1	2	3	1	3	1	1	2	26	32	13	21	16
Hackney	2	2	1	1	1	2	2	1	1	1	33	18	13	18	16
Hammersmith and Fulham	4	2	0	2	1	4	1	0	1	1	18	15	9	7	16
Haringey	1	1	1	1	3	1	1	1	0	2	33	28	34	22	11
Harrow	0	0	2	0	0	0	0	1	0	0	14	6	6	9	13
Havering	1	1	0	1	3	1	0	0	1	3	23	13	15	17	10
Hillingdon	1	4	0	0	0	1	2	0	0	0	22	15	21	27	16
Hounslow	1	3	3	1	1	1	3	2	1	1	18	21	18	15	11
Islington	1	1	0	2	1	0	1	0	2	1	10	9	12	10	23
Kensington and Chelsea	1	0	0	2	0	1	0	0	1	0	23	10	8	28	17
Kingston upon Thames	0	0	2	0	1	0	0	1	0	1	17	6	6	10	5
Lambeth	4	0	0	2	3	1	0	0	2	3	37	45	21	23	20
Lewisham	0	1	4	2	0	0	0	3	0	0	51	19	25	27	20
Merton	0	1	0	0	1	0	0	0	0	1	6	10	7	19	10
Newham	2	3	2	2	2	0	2	2	0	2	26	33	16	21	15
Redbridge	0	1	0	1	1	0	1	0	1	1	29	13	24	12	22
Richmond upon Thames	2	0	0	1	0	2	0	0	1	0	14	3	7	9	4
Southwark	1	2	1	1	3	1	1	0	1	2	35	26	40	20	23
Sutton	0	2	0	1	1	0	2	0	1	1	12	14	10	8	10
Tower Hamlets	1	1	1	1	0	1	1	1	1	0	16	25	11	21	12
Waltham Forest	1	2	2	1	1	1	1	2	0	1	20	19	14	10	18
Wandsworth	1	2	1	1	3	1	2	0	0	2	17	29	30	31	24
Westminster	4	1	0	0	1	3	1	0	0	1	29	19	35	13	16
	<b>44</b>	<b>43</b>	<b>30</b>	<b>36</b>	<b>44</b>	<b>31</b>	<b>30</b>	<b>23</b>	<b>21</b>	<b>39</b>	<b>775</b>	<b>647</b>	<b>593</b>	<b>570</b>	<b>542</b>

Note: All deaths at fires where the cause was the fire or smoke, i.e. Indicator L11i (annual figures).

Note: All deaths at an accidental fire in the home (dwelling) where the cause was the fire or smoke.

Note: Serious injuries at fires that required medical attention or attendance at hospital (other than for precautionary checks), i.e. indicator L1ii.



## Annex 1E | Fire safety – regulatory and community fire safety – borough data

Borough	All fire safety audits and inspections (LI9i)					Fire safety audits/inspections in buildings not previously visited (LI9ii)					Fire safety audits/inspections in high risk buildings (LI10i)					Home fire safety visits carried out by LFB staff (LI6iv)					Station time on community safety (proportion of available time - per cent) - Old calculation				
	2012/13	2013/14	2014/15	2015/16	2016/17	2012/13	2013/14	2014/15	2015/16	2016/17	2012/13	2013/14	2014/15	2015/16	2016/17	2012/13	2013/14	2014/15	2015/16	2016/17	2012/13	2013/14	2014/15	2015/16	2016/17
Barking and Dagenham	289	352	317	307	251	125	128	101	62	48	91	168	161	180	122	2096	1987	2410	2535	2363	14.9	15.8	15.4	14.7	13.4
Barnet	373	297	265	403	294	193	56	97	118	100	189	187	167	301	201	2552	2685	2490	2667	2776	14.1	13.6	13.1	14.6	13.6
Bexley	232	236	135	177	145	105	47	32	38	20	88	127	56	126	72	2507	2567	2596	2499	1930	10.9	12.8	14.2	13.1	14.6
Brent	305	567	308	552	418	106	168	102	189	106	69	288	130	337	237	2204	2179	2090	1989	1923	11.9	12.4	12.2	13.6	13.7
Bromley	514	418	238	236	432	240	190	58	64	124	194	203	120	161	317	2810	2574	3167	3027	3041	12.5	12.8	12.1	13.7	14.0
Camden	960	1000	528	1179	935	367	307	113	332	299	176	372	235	436	425	3208	3916	5072	5338	5357	13.9	13.7	15.0	14.7	14.5
City of London	636	494	394	570	452	195	105	45	65	46	16	24	36	23	25	391	390	722	422	612	14.2	12.8	13.3	13.7	14.3
Croydon	634	717	529	652	480	316	177	194	235	73	181	470	286	482	323	4443	4612	4748	4112	3941	11.6	12.6	12.7	15.2	15.6
Ealing	455	584	366	606	434	187	189	87	114	62	124	260	174	331	260	3305	3305	3012	3121	2934	13.4	12.6	12.2	13.0	12.9
Enfield	458	376	294	373	313	245	98	99	83	98	205	226	155	261	225	2698	2599	2147	1953	2227	16.8	15.9	13.5	13.3	13.1
Greenwich	451	324	231	187	199	205	114	84	53	34	179	178	97	102	126	3936	3980	3816	3808	3915	12.4	13.5	13.6	15.1	15.2
Hackney	836	688	563	720	566	312	219	236	125	132	237	297	219	419	215	3579	3589	3289	3266	2950	13.7	13.2	14.4	14.2	13.3
Hammersmith and Fulham	340	315	169	298	395	160	76	14	56	46	106	178	98	178	269	1661	1374	1606	1944	1859	14.6	14.2	14.3	13.9	16.4
Haringey	303	298	266	274	281	133	50	68	58	99	106	169	153	178	165	1971	2997	3516	3234	3464	14.1	15.4	17.3	15.2	13.8
Harrow	236	337	123	251	266	96	92	40	45	32	39	184	68	169	102	1045	1149	1449	1265	1363	14.8	15.5	15.6	13.8	14.8
Havering	412	486	376	455	375	158	164	118	79	69	91	207	150	224	186	2463	2455	2615	2683	2453	15.7	14.6	13.9	14.5	15.4
Hillingdon	420	396	190	286	314	220	84	45	54	55	94	155	80	173	125	2654	2531	1862	2002	2226	12.9	12.9	12.7	14.1	14.6
Hounslow	273	261	199	274	331	148	55	51	69	83	95	102	98	164	143	2350	2261	2165	2013	2138	13.2	12.9	11.5	13.1	13.6
Islington	227	456	348	424	514	51	148	143	68	58	30	237	106	156	219	1900	1992	2060	2289	1729	16.7	16.1	17.2	18.5	19.3
Kensington and Chelsea	603	411	228	452	494	197	76	32	59	44	215	235	106	268	291	2806	2835	2751	2575	2283	15.1	14.1	14.3	14.9	14.5
Kingston upon Thames	303	348	184	219	185	102	108	38	28	28	80	156	58	118	127	1969	1916	1597	1771	1927	13.0	13.9	13.7	13.4	14.5
Lambeth	411	505	362	499	464	150	158	115	105	86	201	234	158	281	277	3986	3504	6169	6830	6663	12.1	12.3	15.9	16.0	15.4
Lewisham	139	263	193	233	273	32	59	11	55	49	60	157	128	173	178	2762	2513	2874	2683	3433	12.3	12.5	12.7	13.3	13.8
Merton	398	333	178	224	99	137	115	68	53	14	96	171	73	140	50	1200	1223	1249	1076	1061	17.8	21.2	17.7	18.0	16.3
Newham	515	565	672	801	699	171	229	233	194	166	121	213	257	220	204	3356	3089	2826	2660	2221	16.2	15.7	16.7	14.6	14.8
Redbridge	442	430	420	510	508	157	128	146	78	74	123	237	179	266	254	2082	2156	2222	2112	2533	14.4	14.8	15.2	15.0	14.3
Richmond upon Thames	271	349	177	243	139	111	112	39	29	18	58	178	75	162	92	1111	1044	1163	1162	1229	12.9	13.7	12.8	12.5	12.4
Southwark	323	489	299	344	387	135	109	63	65	55	183	351	182	212	245	2481	2440	2671	3260	3294	11.5	12.3	13.2	13.6	13.7
Sutton	326	397	220	329	246	152	117	83	94	61	108	265	148	272	176	1604	1625	1818	1665	1448	12.4	13.0	12.0	13.0	14.0
Tower Hamlets	933	1028	926	1264	1363	324	163	149	261	388	280	458	425	689	448	4204	4054	3368	3455	3344	14.1	14.5	14.6	14.8	15.8
Waltham Forest	397	382	392	544	610	125	161	130	152	187	83	182	125	190	192	4049	3842	3168	2843	2710	14.0	15.2	16.0	14.7	15.7
Wandsworth	278	362	244	420	359	95	108	85	151	74	118	175	142	260	245	2309	2607	2392	2505	2108	11.8	14.6	12.0	13.2	16.7
Westminster	2345	2194	1550	1963	1423	872	529	337	354	212	728	987	720	798	582	1890	1957	1890	1846	1435	13.1	12.5	13.5	12.3	12.1
	<b>16038</b>	<b>16658</b>	<b>11884</b>	<b>16269</b>	<b>14644</b>	<b>6322</b>	<b>4639</b>	<b>3256</b>	<b>3585</b>	<b>3040</b>	<b>4764</b>	<b>8031</b>	<b>5365</b>	<b>8450</b>	<b>7118</b>	<b>83582</b>	<b>83947</b>	<b>86990</b>	<b>86610</b>	<b>84890</b>	<b>13.6</b>	<b>13.7</b>	<b>13.6</b>	<b>13.9</b>	<b>14.5</b>

Note: Figures are for indicator LI9i and may vary from those previously reported due to data being refreshed retrospectively.

Note: Figures are for indicator LI9ii and may vary from those previously reported due to data being refreshed retrospectively.

Note: Figures are for indicator LI10i and may vary from those previously reported due to data being refreshed retrospectively.

Note: These are home fire safety visits carried out by fire station crews, light duty staffs and CS practitioners. The numbers exclude any visits carried out by partners. The totals may, therefore, be different from published performance for local indicator (LI) 6.

Note: Data is for indicator LI7. The percentage of time is for the LFB management borough (i.e. Surbiton in Kingston). Lambeth station has been returned to Lambeth borough retrospectively.

## **Annex 2 | Ward data**

**Annex 2A** – Appliance attendance times: first, second and third pumping appliances, aerial appliances, fire rescue units.

**Annex 2B** – Incidents, fires, dwelling fires, fires in care homes and sheltered housing, fire deaths and serious fire injuries.

## Annex 2A | Pumping and special appliance attendance times - ward data

Borough	Ward	First appliance					Second appliance					Third appliance					Fire rescue unit					Aerial appliance					Overall incident response time (call answer to arrival of first appliance)								
		2012/13	2013/14	2014/15	2015/16	2016/17	2012/13	2013/14	2014/15	2015/16	2016/17	2012/13	2013/14	2014/15	2015/16	2016/17	2012/13	2013/14	2014/15	2015/16	2016/17	2012/13	2013/14	2014/15	2015/16	2016/17	2012/13	2013/14	2014/15	2015/16	2016/17				
Barking and Dagenham	Abbey	05:28	05:21	05:24	05:28	05:25	06:12	06:42	06:36	06:43	05:40	08:13	07:03	08:54	06:52	06:50	10:37	05:43	10:09	18:50	10:20										07:20	07:32	07:23	07:29	07:22
Barking and Dagenham	Alibon	05:38	05:46	07:07	08:46	05:13	06:37	06:16	07:18	09:26	06:18	09:03	08:12	08:14	07:51	08:40	10:24	15:50	09:03	11:05	08:34										07:21	07:14	08:38	10:39	06:49
Barking and Dagenham	Becontree	06:10	06:28	06:22	06:54	06:23	06:52	06:50	06:59	08:09	06:56	10:19	04:48	12:40	08:37	08:30	10:19	07:20	18:44	10:37	12:46										07:59	08:14	08:03	08:38	08:12
Barking and Dagenham	Chadwell Heath	06:27	06:35	06:44	07:03	06:42	07:16	07:35	08:04	08:13	07:40	09:32	10:10	07:43	07:06	08:16	13:07	13:33	16:11	12:30	19:45										08:16	08:24	08:45	08:50	08:31
Barking and Dagenham	Eastbrook	05:03	04:38	06:34	08:26	05:09	06:18	06:03	07:35	09:40	06:09	09:16	09:47	08:39	08:09	08:02	13:33	30:57		11:01	21:39										06:54	06:36	08:18	10:09	06:48
Barking and Dagenham	Eastbury	05:12	04:38	05:22	04:50	05:09	05:39	05:36	06:52	05:16	05:51	08:23	07:15	10:01	07:49	07:13	12:57	10:56	08:36	06:39	08:59										07:01	06:26	07:25	06:57	06:35
Barking and Dagenham	Gascoigne	04:34	04:27	05:00	04:50	04:58	05:47	05:09	05:30	05:41	05:21	06:53	07:18	07:48	06:43	07:40	10:40	06:52	08:38	07:41	07:47										06:39	06:31	06:56	06:48	06:56
Barking and Dagenham	Goresbrook	06:59	06:35	07:09	06:17	06:32	06:59	06:48	08:11	07:29	07:03	09:13	09:38	10:01	09:16	08:15	09:26	09:52	08:54	12:34	12:31										08:40	08:15	08:47	08:02	08:03
Barking and Dagenham	Heath	04:03	04:10	05:36	08:01	03:49	05:34	05:13	06:39	09:05	05:15	09:33	08:07	08:39	09:39	09:17	08:53		09:52	16:43	11:56										06:05	06:06	07:25	10:01	05:48
Barking and Dagenham	Longbridge	06:24	05:42	06:08	06:11	06:04	06:27	06:12	06:15	06:30	06:19	07:39	06:45	08:22	06:34	06:08		08:06	10:15	09:48	08:02										08:05	07:20	07:45	07:38	07:30
Barking and Dagenham	Mayesbrook	05:46	05:57	05:58	06:12	05:57	06:22	07:07	06:33	06:18	06:32	07:46	07:12	07:54	06:02	07:23	08:06	09:37	08:51	14:34	10:05										07:26	07:44	07:39	07:49	07:28
Barking and Dagenham	Parsloes	05:39	05:13	06:52	07:47	06:03	06:13	07:02	07:23	08:24	06:17	08:48	11:37	09:30	08:44	09:32	13:25	09:31		19:46	09:44										07:28	06:51	08:27	09:31	07:26
Barking and Dagenham	River	06:40	06:26	06:45	07:20	06:35	07:06	07:19	07:06	07:46	06:45	09:52	09:44	09:16	10:44	07:26	08:49	09:03	11:30	12:17	10:08										08:20	08:13	09:06	08:53	08:44
Barking and Dagenham	Thames	06:13	05:42	05:35	05:30	05:49	06:56	06:35	07:25	06:29	06:37	09:54	08:06	10:32	08:36	10:06	09:31	12:55	14:49	12:04	11:21										08:30	07:47	07:37	07:23	07:48
Barking and Dagenham	Valence	05:17	05:06	05:40	07:10	05:12	06:43	07:29	06:19	07:45	06:02	06:42	09:14	12:39	07:14	07:58	13:18	17:16	08:34	13:39	10:58										06:56	08:40	07:17	08:42	06:59
Barking and Dagenham	Village	06:05	06:16	06:47	08:14	05:35	07:47	07:11	06:43	09:14	07:08	09:07	09:03	13:45	10:43	09:12	10:04	10:11		16:51	11:20										07:49	08:06	08:32	09:56	07:32
Barking and Dagenham	Whalebone	04:43	04:58	05:41	06:50	05:11	05:05	06:09	07:41	07:26	05:41	07:41	08:43	10:57	08:53	07:11	09:19	09:46	20:45	14:24											06:21	06:53	07:33	08:33	06:46
Barnet	Brunswick Park	05:41	06:03	05:33	05:55	05:46	08:15	08:20	08:21	08:53	08:43	08:36	09:45	10:11	09:45	07:51	15:56	12:31	09:53	10:21	14:21										07:29	07:48	07:14	07:57	07:17
Barnet	Burnt Oak	06:43	06:11	06:19	06:19	06:07	08:42	08:03	07:44	08:10	07:36	09:32	09:26	07:59	08:31	07:54	14:13	16:30		16:57	11:46										08:46	07:56	08:03	10:41	08:01
Barnet	Childs Hill	06:06	05:59	05:46	05:58	05:45	06:35	06:39	06:41	06:23	06:41	09:17	08:42	08:49	07:13	08:42	13:26	11:07	16:03	15:29	14:58										07:52	07:39	07:22	07:36	07:29
Barnet	Colindale	06:17	06:27	06:08	06:08	05:43	08:47	09:01	07:01	06:53	07:16	11:17	09:23	07:27	08:50	09:52	17:53	14:49	15:45	18:53	15:37										08:08	08:21	07:49	07:52	07:29
Barnet	Coppetts	06:55	06:29	06:16	06:37	06:17	07:36	07:41	06:26	07:39	07:49	08:00	08:23	08:39	07:41	07:45	10:49	10:53	12:09	14:41	20:47										08:57	08:19	08:21	08:29	07:58
Barnet	East Barnet	05:50	06:28	05:55	06:01	05:43	08:40	07:43	07:54	07:28	07:04	13:12	13:35	12:34				16:08	14:48	15:27	19:36										07:36	08:16	07:55	07:45	07:32
Barnet	East Finchley	05:18	05:17	04:59	04:59	05:13	05:59	05:53	06:11	06:46	06:02	09:26	08:49	07:16	07:59	10:07	19:13	14:01		15:06	11:10										07:38	07:08	06:43	08:15	06:51
Barnet	Edgware	07:53	06:52	06:43	07:24	06:41	09:13	08:36	08:05	09:12	08:09	14:12	12:58	10:36	09:32	10:19	18:42	15:10	23:34	19:58	19:31										09:53	08:40	08:28	14:56	08:43
Barnet	Finchley Church End	06:37	05:42	05:50	05:35	05:46	06:35	06:50	06:21	05:57	06:56	07:56	08:21	08:50	06:42	07:07	14:01	15:12	15:06	15:06	18:53										08:36	07:18	07:45	07:13	07:27
Barnet	Garden Suburb	07:24	07:00	07:12	07:05	06:56	08:29	07:52	08:18	07:49	08:05	09:19	09:31	12:18	08:35	08:30	12:47	13:22	14:07	16:01	14:00										09:28	08:39	08:51	08:40	08:31
Barnet	Golders Green	06:52	06:59	06:30	06:40	06:08	07:59	07:57	07:17	07:06	07:00	08:05	08:41	08:59	08:53	08:40	13:37	10:07	18:00	14:01	12:11										08:38	08:43	08:09	08:19	07:43
Barnet	Hale	06:23	06:26	06:29	06:22	05:45	09:13	09:09	08:57	09:10	07:50	10:33		12:15	08:35	09:45	18:27	17:37	20:10	23:54	22:26										08:02	08:06	08:12	08:20	07:28
Barnet	Hendon	05:16	04:54	04:49	04:25	04:17	08:49	07:50	05:49	06:21	05:55	08:28	10:50	08:34	08:33	08:46	11:03	16:54	17:03	14:27	18:02										07:19	06:46	06:41	06:14	06:01
Barnet	High Barnet	05:45	05:17	05:27	05:09	05:19	10:50	09:58	10:04	09:38	09:15	13:43	10:46	12:18	09:51	09:34	18:14	18:23	17:04	20:10	20:51										07:38	07:15	07:08	07:13	07:13
Barnet	Mill Hill	06:07	05:49	06:16	06:18	05:34	09:06	08:57	09:26	08:50	08:22	10:13	12:29	12:09	09:44	11:00	14:20	17:39	16:44	17:13	23:04										07:58	07:28	08:11	08:12	07:34
Barnet	Oakleigh	05:44	06:09	05:16	05:40	05:23	08:22	08:46	08:35	09:00	08:11	12:16	07:58		08:30	12:44	21:03	11:49	25:35	15:12	16:45										07:24	08:07	07:04	07:22	07:10
Barnet	Totteridge	06:23	06:33	06:28	06:34	06:20	08:07	07:51	08:03	07:53	07:33	09:38	09:18	08:03	08:06	08:11	20:57	14:35	17:23	20:29	13:44										08:23	08:22	08:03	08:15	08:04
Barnet	Underhill	05:55	05:49	06:21	06:23	06:04	10:36	10:36	10:35	10:32	10:33	10:58	11:49		11:52	12:23	15:06	21:24	23:04	18:47	21:37										07:22	07:28	08:16	08:09	07:37
Barnet	West Finchley	05:18	05:24	05:22	05:06	05:06	06:41	06:33	06:56	06:08	06:38	07:49	09:15	07:43	09:45	08:57	14:58	14:36	16:48	19:35	17:37										07:28	07:00	07:11	06:49	06:59
Barnet	West Hendon	06:13	06:18	05:46	05:39	05:42	08:43	08:13	07:56	06:45	06:58	11:23	11:10	08:12	10:04	09:56	12:32	13:19	16:33	16:54	14:46										08:18	08:02	07:37	07:34	07:50
Barnet	Woodhouse	05:46	05:40	05:45	05:55	05:54	06:53	07:10	06:22	06:43	07:06	08:41	06:53	11:40	13:03	07:52	19:36	13:23	19:01	19:23	17:02										07:32	07:29	07:37	07:27	07:46
Bexley	Barnehurst	04:16	03:50	04:21	04:21	04:32	06:49	06:47	06:48	07:04	07:52	08:44	09:39		10:22	10:24	05:29	06:29	03:00	06:23	11														



## Annex 2A | Pumping and special appliance attendance times - ward data

Borough	Ward	First appliance					Second appliance					Third appliance					Fire rescue unit					Aerial appliance					Overall incident response time (call answer to arrival of first appliance)				
		2012/13	2013/14	2014/15	2015/16	2016/17	2012/13	2013/14	2014/15	2015/16	2016/17	2012/13	2013/14	2014/15	2015/16	2016/17	2012/13	2013/14	2014/15	2015/16	2016/17	2012/13	2013/14	2014/15	2015/16	2016/17	2012/13	2013/14	2014/15	2015/16	2016/17
City of London	Tower	04:45	04:41	04:57	04:53	04:34	05:38	04:47	05:38	05:54	05:14	07:51	05:52	06:27	09:28	06:12	14:13	14:00		15:28	09:22	10:06	11:19	06:37	09:22	13:08	06:23	06:15	06:40	06:38	05:55
City of London	Vintry	04:01	04:30	04:10	04:17	04:23	05:02	04:26	06:24	07:34	07:28	09:03	06:05		08:47	09:25				11:09		07:42	08:14	07:55	10:13	12:00	05:46	05:55	06:00	05:47	05:56
City of London	Walbrook	04:24	04:01	04:28	05:00	04:33	05:05	05:53	05:55	06:19	06:23	06:51	05:32	07:42	06:19	07:58	06:10	07:09	11:45	08:37		09:31	06:59	05:35	08:47	09:16	05:55	05:29	06:19	06:46	06:12
Croydon	Addiscombe	05:39	05:24	05:14	05:30	05:26	06:41	06:38	06:27	07:08	06:32	08:37	08:20	06:36	07:57	06:04	05:39	05:03	09:00	10:21	08:20	14:55	18:08	15:25	18:20	01:47	07:11	07:10	07:02	07:11	07:08
Croydon	Ashburton	04:57	04:39	04:37	04:33	04:15	08:38	07:50	07:27	08:04	07:10	10:16	09:32	09:08	07:27	07:29	06:56	12:19	06:27	07:56	06:58	11:45	09:10	14:17	16:28	14:31	06:50	06:27	06:42	06:22	06:07
Croydon	Bensham Manor	05:05	05:18	05:16	05:16	05:17	05:54	05:47	06:06	05:32	05:59	07:25	07:28	07:37	07:19	09:15	08:56	06:57		09:33	08:22	16:55					06:49	06:47	06:46	06:46	06:56
Croydon	Broad Green	05:21	05:13	05:08	05:25	05:07	06:08	05:32	05:44	06:14	05:39	08:19	08:45	08:19	08:04	09:16	08:37	07:58	08:39	09:18	07:04	17:48	15:03	16:50	19:03	17:48	07:11	06:52	06:47	07:07	06:50
Croydon	Coulsdon East	07:27	07:42	07:07	11:25	07:32	11:18	11:39	10:49	12:45	11:06			16:30	12:16	12:29	12:17	12:49	12:13	13:22	10:37						09:08	09:38	09:08	13:14	10:16
Croydon	Coulsdon West	05:19	05:38	05:48	08:19	05:56	08:07	09:12	08:54	10:58	08:44	07:04	07:30	11:34	11:57	10:00	10:57	08:35	25:51	12:54	10:02						06:59	08:04	07:28	09:51	08:18
Croydon	Croham	05:30	05:43	04:55	05:27	05:22	06:11	05:57	05:42	06:08	06:07	07:44	10:09	08:35	10:28	08:43	05:54	04:29	05:29	06:28	07:18						07:19	07:19	06:38	07:12	06:54
Croydon	Fairfield	04:47	04:40	04:40	04:41	04:46	05:31	05:42	05:44	05:49	05:53	08:17	08:32	07:35	07:49	08:17	06:32	08:03	08:09	06:38	04:37	19:22	17:03	20:36	18:10	20:35	06:37	06:24	06:15	07:47	06:33
Croydon	Fieldway	03:48	03:46	03:56	03:26	03:40	04:57	05:36	04:41	05:00	04:50	09:34	10:53	09:40	09:11	10:22	15:23		09:00	18:47							05:31	05:18	05:24	04:57	05:37
Croydon	Heathfield	06:08	05:48	05:27	05:36	06:02	06:42	07:08	06:52	06:46	07:11	12:25	08:37	10:40	09:30	10:16	08:34	08:14	09:08	11:07	08:55						07:50	07:40	07:26	07:30	08:07
Croydon	Kenley	06:48	07:16	07:46	09:54	06:23	11:42	10:40	11:59	10:28	10:31	10:13	14:55		11:39	12:02	15:43	09:22	08:26	12:00	10:28						08:48	08:47	09:30	11:16	08:04
Croydon	New Addington	05:19	05:15	04:41	04:44	04:57	06:52	07:13	06:29	05:50	05:48	10:53		12:38	11:27	08:54	10:05	16:54	12:27	10:54	13:11						06:46	06:57	06:12	06:32	06:41
Croydon	Norbury	04:08	03:28	03:19	03:45	03:33	05:28	05:01	04:57	05:08	04:26	10:12	12:11	07:55	08:23	06:32	08:13	07:55	06:42	08:59	08:06		10:07	12:39	15:01	17:08	06:02	05:17	05:01	05:23	05:00
Croydon	Purley	05:34	05:48	05:56	07:22	05:24	08:19	07:27	07:47	08:03	08:04	07:15	08:05	07:53	10:29		08:24	09:58	06:46	07:25	08:03						07:45	08:02	07:31	09:09	07:00
Croydon	Sanderstead	07:35	07:51	08:11	07:50	07:09	08:29	08:56	08:51	08:16	08:05	11:00	10:13	06:51	10:35	11:20	08:37	15:36	06:35	09:03	10:09						09:30	09:41	09:50	09:14	08:45
Croydon	Selhurst	06:06	06:19	06:16	06:07	06:06	06:57	06:49	06:57	06:50	06:51	07:30	06:35	07:54	07:33	07:27	10:23	08:43	09:32	09:32	08:02	15:54	14:38			17:17	07:53	08:05	08:08	07:47	07:39
Croydon	Selsdon and Ballards	06:17	06:30	06:19	06:33	06:26	07:22	07:27	07:28	07:18	06:56	08:24	09:06	09:09	09:49	07:54	09:49	09:53	07:45	14:05	13:20						07:58	08:13	07:05	07:58	08:07
Croydon	Shirley	07:16	07:18	07:30	07:23	07:12	08:32	07:37	08:27	08:42	08:52	09:19	11:21	08:27	08:43	09:13	12:16	07:36	13:01	09:45	08:52						09:11	08:54	09:09	09:02	08:47
Croydon	South Norwood	06:47	06:51	06:40	06:27	06:26	08:22	08:05	07:51	07:53	07:37	09:50	09:36	09:19	08:46	09:12	09:02	08:26	09:57	14:31	10:49	15:17	10:54	12:09	12:15	15:15	08:21	08:33	08:35	08:05	08:08
Croydon	Thornton Heath	06:14	06:10	05:58	05:40	06:05	07:02	06:56	06:38	06:12	06:52	09:58	08:39	08:35	09:00	10:23	10:13	10:57	10:47	10:56	09:29	14:00		12:03	17:24	14:36	08:03	08:04	07:40	07:12	07:48
Croydon	Upper Norwood	06:12	06:13	05:57	05:31	05:31	06:26	07:06	05:51	06:24	05:45	08:50	08:36	08:48	07:27	07:46	10:10	15:02	09:57	13:38	11:19	10:43	08:53		09:40	14:55	08:06	07:55	07:42	08:50	07:11
Croydon	Waddon	04:58	04:44	04:45	04:36	05:00	06:14	06:02	06:37	05:37	05:56	09:23	07:23	07:18	08:25	07:32	06:02	05:44	05:32	05:26	05:09			21:06	18:34	13:43	06:46	06:30	06:25	06:27	07:01
Croydon	West Thornton	04:44	04:52	05:07	04:46	05:01	05:02	05:44	05:20	05:36	05:38	07:23	07:46	06:58	07:09	07:17	05:34	09:51	06:24	07:43	08:12	18:18	15:04	12:21	13:15	18:10	06:25	06:37	06:26	06:25	06:38
Croydon	Woodside	04:59	05:42	05:41	05:22	05:30	07:49	08:40	08:40	08:27	08:19	09:53	09:04	08:05	10:15	08:07	11:20	07:43	12:00	09:04	08:44						06:38	07:32	07:32	07:12	06:58
Ealing	Acton Central	04:39	04:48	04:37	04:42	04:45	07:06	07:02	07:00	06:47	06:58	08:45	07:23	07:51	06:43	09:01	11:11		19:41	13:50							06:22	06:29	06:15	06:09	06:18
Ealing	Cleveland	05:56	05:43	06:08	06:16	06:07	07:06	07:26	09:02	08:35	08:31	10:04	10:46	11:08	10:00	07:52	11:03	11:19	12:46	12:48		11:11	16:43	20:53	14:03	07:42	07:17	07:49	09:29	07:25	
Ealing	Dormers Wells	04:43	04:39	04:36	04:04	04:28	06:21	05:40	05:56	04:35	05:49	09:11	09:17	07:37	07:55	08:01	11:03	10:18	11:13	10:15	12:33	15:04	12:20	16:25	13:19	17:54	07:03	06:27	06:20	05:46	06:09
Ealing	Ealing Broadway	03:42	04:15	04:19	04:30	04:38	04:36	06:32	06:56	07:11	07:58	06:39	09:17	09:52	07:10	09:01	10:35	15:40	12:35	12:40	13:28			15:26	17:07	15:58	05:24	06:09	05:55	06:19	06:31
Ealing	Ealing Common	04:40	04:35	04:36	05:12	04:54	05:20	05:47	06:01	06:41	06:25	06:54	07:02	06:50	07:52	08:42	09:14	09:53	08:13	09:40	13:37		07:53			06:18	06:05	06:09	07:12	06:37	
Ealing	East Acton	05:53	06:00	06:03	06:11	05:55	07:38	07:51	07:47	07:51	06:49	07:17	08:05	08:51	08:33	07:18	12:20	12:52	12:54	13:38	08:11	10:04		05:16	08:53	07:40	07:44	07:41	08:54	07:41	
Ealing	Elthorne	05:12	04:47	04:58	05:09	05:00	06:20	06:29	07:00	07:00	07:14	07:39	08:27	08:45	09:29	08:35	18:27	12:10	11:29	12:07	13:25				11:01	06:57	06:24	06:35	06:39	06:33	
Ealing	Greenford Broadway	06:21	06:35	06:40	06:26	06:25	07:33	07:25	08:06	07:11	06:58	07:35	08:06	07:57	08:26	09:38	13:59	11:45	10:53	13:26	14:17		14:48	12:12	12:41	10:47	08:09	08:21	08:17	08:09	08:14
Ealing	Greenford Green	06:56	06:57	07:17	06:53	06:50	07:04	08:30	08:22	07:39	07:55	08:57	08:56	09:34	10:30	09:31	09:36	18:01	09:46	12:40	11:27				08:04	08:45	08:46	09:09	08:50	08:33	
Ealing	Hanger Hill	06:30	06:36	06:50	06:34	07:10	06:57	07:50	09:22	08:21	08:54	08:16	11:26	09:05	11:02	08:13	09:24	09:04	10:14	10:05	12:03			05:50	09:15	08:27	08:21	08:42	08:52	08:19	09:23
Ealing	Hobbayne	06:25	06:14	06:39	06:47	07:03	06:59	07:17	08:25	08:12	08:16	08:27	08:36	09:22	08:35	08:27	15:49	10:04	12:22	14:28	17:27	17:48	16:40			08:25	07:47	08:14	08:33	08:37	
Ealing	Lady Margaret	05:22	05:02	05:00	05:20	05:11	05:33	06:32	05:54	06:06	05:37	09:41	09:12	09:01	10:29	07:18	12:25	12:57		14:29						07:20	06:45	06:41	07:03	07:31	
Ealing	North Greenford	05:10	04:43	05:35	05:05	05:06	05:42	06:44	07:04	06:37																					

## Annex 2A | Pumping and special appliance attendance times - ward data

Borough	Ward	First appliance					Second appliance					Third appliance					Fire rescue unit					Aerial appliance					Overall incident response time (call answer to arrival of first appliance)								
		2012/13	2013/14	2014/15	2015/16	2016/17	2012/13	2013/14	2014/15	2015/16	2016/17	2012/13	2013/14	2014/15	2015/16	2016/17	2012/13	2013/14	2014/15	2015/16	2016/17	2012/13	2013/14	2014/15	2015/16	2016/17	2012/13	2013/14	2014/15	2015/16	2016/17				
Greenwich	Abbey Wood	05:36	06:00	06:07	05:57	05:40	06:26	07:03	06:49	07:02	06:19	08:35	08:15	11:24	08:53	07:27	06:51	14:00	08:31	18:54	07:06	18:13									07:27	07:45	07:55	07:46	07:32
Greenwich	Blackheath Westcombe	05:58	05:32	05:23	05:31	05:32	07:28	07:15	05:48	06:00	06:15	08:29	08:23	07:07	07:57	07:44	10:37	12:11	11:07	11:02	10:55			11:32						07:42	07:08	06:59	07:10	07:09	
Greenwich	Charlton	05:30	05:38	05:10	05:08	05:10	06:58	06:59	06:52	05:47	05:39	09:19	09:50	11:26	08:14	08:44	10:52	12:08	11:59	17:29	11:46	09:15	07:14	08:30		08:56			07:41	07:15	06:59	06:48	06:31		
Greenwich	Coldharbour and New Eltham	05:46	05:35	06:18	06:20	05:38	07:31	07:12	07:26	07:19	07:03	09:08		09:54	09:39	10:14	09:14	09:08	10:07	12:07	12:26	13:13							07:23	07:21	08:18	08:04	07:19		
Greenwich	Eltham North	04:59	04:49	04:22	04:30	04:56	07:19	07:27	07:25	07:43	07:50	06:40	13:24		08:05	09:00	09:02	10:17	18:38	10:57	13:11			13:04				06:49	06:22	06:05	11:09	06:42			
Greenwich	Eltham South	04:26	04:17	04:40	04:42	04:33	06:58	07:22	07:26	06:55	07:04	08:31	04:50	12:52	10:04	06:38	15:39	12:56	11:30	10:02	10:53							06:10	05:53	06:52	06:31	06:11			
Greenwich	Eltham West	05:43	05:07	05:54	05:56	05:31	07:41	07:39	07:42	07:35	07:25				11:54	09:20	08:15	10:48	12:22	15:33	09:20							07:43	07:11	07:41	07:38	07:24			
Greenwich	Glyndon	04:38	04:44	05:20	05:14	05:03	05:37	06:35	05:45	06:37	06:26	08:26	09:30	10:26	09:25	09:58			13:21	13:51	14:45	13:13	16:59	17:20	15:29		06:20	06:20	07:05	07:04	06:40				
Greenwich	Greenwich West	04:13	04:05	04:15	04:25	04:31	06:21	06:03	06:17	05:59	06:23	06:50	07:37	07:29	07:13	07:52	09:23	06:27	06:52	09:33	10:44	05:31	05:04	05:13	08:23	04:29	06:15	05:45	06:09	06:18	06:27				
Greenwich	Kidbrooke with Hornfair	06:40	05:59	06:02	06:11	06:19	07:53	07:58	06:50	07:01	07:38	10:03	07:47	08:58	07:46	08:13	09:36	10:13	08:40	12:03	12:48	08:20	08:42		08:09	13:40	08:33	07:49	07:47	07:49	08:03				
Greenwich	Middle Park and Sutcliffe	04:25	04:43	05:00	05:17	04:39	07:03	07:16	06:59	07:13	07:02	07:27		09:30	11:22	14:50	09:23	08:30	08:38	09:04	10:40			10:14			06:08	06:21	06:44	06:53	06:17				
Greenwich	Peninsula	05:18	04:54	05:10	05:08	05:08	07:22	06:44	06:52	06:10	05:47	09:50	08:56	08:51	09:06	07:11	11:44	12:03	11:37	14:47	13:45	10:53	11:58		13:26	14:57	07:22	06:49	07:01	06:59	08:21				
Greenwich	Plumstead	03:56	04:13	04:27	03:54	04:07	04:42	05:15	05:24	04:49	05:05	07:28	08:11	08:39	08:16	08:44	08:27	07:32	09:11	08:02	10:31	16:17					05:40	05:53	06:05	05:33	05:58				
Greenwich	Shooters Hill	06:15	06:11	06:38	06:57	07:06	07:26	07:23	07:34	07:51	07:34	08:04	09:16		08:05	09:13	10:56		13:35	09:31	11:52	12:52				07:55	07:49	08:21	08:36	08:56					
Greenwich	Thamesmead Moorings	06:42	06:33	06:23	06:16	06:23	06:56	07:30	07:16	07:10	07:43	08:41	09:36	10:12	09:56	09:18	12:36	12:33	13:55	12:45	13:34	11:43	18:25	16:55	16:00	16:38	08:28	08:18	08:05	08:09	08:17				
Greenwich	Woolwich Common	05:23	05:17	06:19	06:08	06:15	07:04	07:01	07:19	07:00	06:55	07:24	07:22	07:30	08:42	07:51	10:56	17:13	11:42	12:02	11:24	10:00	12:20	18:35		12:07	07:04	06:58	08:00	07:43	07:59				
Greenwich	Woolwich Riverside	04:19	04:31	05:35	05:48	06:00	06:35	06:11	06:21	06:30	06:53	06:19	07:05	07:50	07:31	07:18	12:04	12:32	13:00	15:11	12:19	12:28	13:01	11:42	11:28	09:20	06:09	06:19	07:25	07:35	08:05				
Hackney	Brownwood	04:49	05:19	05:38	05:44	05:10	05:21	06:36	06:04	07:20	06:41	07:44	10:17	06:50	07:26	07:30	12:36			00:02	11:15						06:40	07:04	07:22	07:18	07:03				
Hackney	Cazenove	04:45	04:49	04:37	05:05	04:46	05:53	05:53	05:11	05:57	05:43	09:32	08:16	08:21	08:32	07:44	10:26	12:26	12:28	09:49	09:57	08:59	07:01				06:42	06:46	06:28	06:55	06:30				
Hackney	Clissold	04:20	04:07	04:19	04:20	04:00	05:01	05:18	05:17	05:27	04:47	07:17	08:04	08:25	08:10	07:50	10:55	11:56	06:58	09:53	06:33				17:08		05:58	05:52	06:05	06:05	05:45				
Hackney	Dalston	04:15	05:07	06:06	06:17	05:34	04:55	05:57	06:20	06:46	05:54	07:33	08:59	07:32	08:24	07:07	08:34	08:17	06:44	07:09	08:05	13:06	09:42		12:18	12:00	05:51	06:45	07:40	07:53	07:01				
Hackney	De Beauvoir	04:00	04:16	05:54	06:35	05:41	05:07	06:23	07:52	07:07	06:28	07:46	06:49	08:54	08:13	07:46	08:17	06:12	04:37	06:20	35:23			13:43			06:06	06:09	07:52	08:18	07:22				
Hackney	Hackney Central	04:39	04:49	04:41	05:03	05:01	04:41	04:56	05:15	05:22	05:32	05:46	06:19	06:48	06:43	07:00	09:36	09:45	10:01	07:24	08:17	12:40	10:01	12:05		15:15	06:18	06:25	06:11	06:39	06:34				
Hackney	Hackney Downs	04:53	05:06	05:00	04:53	04:52	05:51	05:33	05:12	05:50	05:35	07:39	06:59	07:06	07:55	07:15	08:46	09:44	12:15	11:14	10:15	09:39	12:53	09:34	10:52	12:25	06:45	06:43	06:53	06:26	06:35				
Hackney	Hackney Wick	04:43	04:26	05:06	04:57	05:01	05:32	04:45	05:38	05:26	05:31	07:10	07:45	08:41	07:56	09:20	09:00	12:30	12:36	08:00	09:25			14:34	15:26		06:49	06:07	07:04	06:55	07:12				
Hackney	Haggerston	04:20	04:34	05:52	05:42	05:07	05:08	05:31	07:45	07:03	06:23	06:34	06:38	08:28	08:48	07:13	10:02	06:05	05:34	07:21	10:55	11:48			15:08		06:18	06:22	07:47	07:26	06:48				
Hackney	Homerton	03:40	03:47	04:04	03:41	04:01	04:31	04:33	04:34	04:40	05:10	07:36	06:35	07:51	07:07	07:34	09:23	07:02	16:33	08:19	09:02	14:25	14:32		13:53	12:39	05:13	05:14	05:43	05:06	07:04				
Hackney	Hoxton East & Shoreditch	03:56	04:27	04:42	04:53	04:41	04:26	05:28	07:03	06:17	06:26	06:56	06:10	07:48	09:02	08:17	08:22	07:50	08:28	09:36	10:49			10:24	09:27		05:44	06:05	06:24	08:05	06:29				
Hackney	Hoxton West	04:46	04:46	04:59	05:05	04:45	05:24	06:24	06:58	06:44	06:40	07:21	09:35	08:29	08:36	07:56	10:41	07:28	11:11	06:46	07:59	15:01	11:19			06:51	06:35	06:51	06:48	06:31					
Hackney	King's Park	04:45	04:27	04:47	04:48	04:36	05:28	05:15	05:32	05:28	05:13	08:37	09:19	09:43	08:53	08:13	08:28	20:14	12:17	12:13	11:19	15:34	14:57		15:50	06:35	06:15	06:49	06:33	06:21					
Hackney	Lea Bridge	05:04	05:27	05:19	05:39	05:24	05:46	05:50	05:51	06:14	06:03	07:49	07:50	07:21	07:48	08:29	11:00	19:39	10:36	13:09	11:00	11:32	10:47	14:09	10:52	08:37	06:57	07:17	07:07	07:20	07:24				
Hackney	London Fields	04:35	04:51	05:52	05:47	05:33	05:45	05:52	07:10	07:07	06:33	07:18	07:10	07:36	06:58	07:11	07:02	04:54	08:53	14:47	11:14			11:26	10:54		06:34	06:31	07:24	07:34	07:30				
Hackney	Shacklewell	05:16	04:53	05:18	05:43	05:03	05:45	05:20	06:29	06:11	05:42	07:09	07:04	08:41	06:50	07:36		07:28	08:13	09:45	06:03	11:25	12:07			07:21	06:30	07:13	07:26	06:49					
Hackney	Springfield	05:36	05:37	05:47	05:42	05:33	05:57	06:00	06:04	06:00	05:50	08:05	06:15	07:45	07:41	06:52	14:17	15:29	10:56	11:12	10:08						07:38	07:22	07:48	07:21	07:13				
Hackney	Stamford Hill West	04:46	04:22	04:30	04:38	04:15	06:28	05:16	05:28	06:07	04:34	08:48	08:33	07:08	06:25	06:55	12:09	15:33	10:09	10:31	12:50						06:37	06:05	06:24	06:18	05:43				
Hackney	Stoke Newington	04:08	04:12	04:02	04:10	03:46	05:16	05:34	04:36	05:15	04:45	07:00	08:21	08:05	07:48	07:49	13:36	08:57	10:30	11:33	09:07	14:01				06:12	06:18	05:41	06:06	05:46					
Hackney	Victoria	05:08	05:28	05:40	05:24	05:15	06:01	06:26	06:18	05:53	05:55	06:56	09:32	05:50	06:15	06:11	06:13	04:52	06:36	05:12	17:39	12:02		11:48	14:32		06:54	07:09	07:28	06:58	07:12				
Hackney	Woodberry Down	05:56	05:49	05:35	05:40	05:28	05:49	06:03	06:29	06:31	06:05	07:26	07:33	08:14	07:20	07:35	14:18	11:50	10:06	11:52	09:35	09:25		08:10		08:00	07:49	07:31	08:54	07:16					
Hammersmith and Fulham	Addison	03:59	03:57	04:12	04:06	04:19	04:51	04:38	05:20	05:18	05:19	09:00	09:49	08:51	05:51	06:45	09:46	09:32	11:55	10:44	13:28	13:34			08:44		05:								





## Annex 2A | Pumping and special appliance attendance times - ward data

Borough	Ward	First appliance					Second appliance					Third appliance					Fire rescue unit					Aerial appliance					Overall incident response time (call answer to arrival of first appliance)								
		2012/13	2013/14	2014/15	2015/16	2016/17	2012/13	2013/14	2014/15	2015/16	2016/17	2012/13	2013/14	2014/15	2015/16	2016/17	2012/13	2013/14	2014/15	2015/16	2016/17	2012/13	2013/14	2014/15	2015/16	2016/17	2012/13	2013/14	2014/15	2015/16	2016/17				
Hounslow	Hanworth Park	06:38	06:47	06:23	06:32	06:32	06:47	07:32	07:33	08:13	07:10	09:18	11:28	10:54	07:08	10:00	10:01	11:15	13:19	13:00	12:59										08:33	08:36	08:18	10:55	08:38
Hounslow	Heston Central	06:49	06:30	07:12	07:12	06:55	07:08	06:54	08:22	07:52	06:59	06:40	08:44	09:12	07:20	09:42	07:26	05:59	09:31	15:39	05:39										08:24	08:20	08:53	08:58	08:25
Hounslow	Heston East	05:49	06:22	06:17	06:19	05:47	06:16	06:50	06:54	06:41	06:49	08:23	07:00	09:08	08:58	08:21	08:35	07:48	06:50	05:19	11:39										07:36	08:22	08:10	08:18	07:48
Hounslow	Heston West	08:00	07:43	07:42	07:43	07:09	09:30	08:40	08:50	08:55	08:28	09:20	09:33	11:38	09:59	09:48	08:49	09:24	11:16	09:51	11:21			13:09							10:14	09:37	09:34	09:32	09:18
Hounslow	Hounslow Central	05:10	04:28	04:58	05:03	04:39	06:13	05:00	05:41	05:57	06:39	11:11	08:49	09:25	10:14	09:25	09:05	07:41	10:54	07:46	08:56										06:59	06:08	06:40	06:44	06:26
Hounslow	Hounslow Heath	06:07	05:59	06:13	06:25	05:58	06:46	06:43	06:58	07:20	06:47	09:08	08:40	08:48	08:17	07:10	10:52	05:19	09:29	06:14	05:03										08:01	07:49	08:58	08:21	07:50
Hounslow	Hounslow South	05:48	06:29	05:48	06:14	06:10	06:57	07:37	05:58	06:38	06:22	09:59	15:21	08:27	08:59	08:54	12:20	05:14	06:49	38:40	04:32										07:46	08:05	07:31	07:45	07:32
Hounslow	Hounslow West	06:29	06:04	05:59	06:00	05:49	07:17	06:38	06:42	07:02	06:48	08:30	08:08	08:42	07:18	08:36	06:13	06:32	12:29	07:20	05:02										08:25	07:37	07:40	07:42	07:16
Hounslow	Isleworth	06:33	05:57	05:58	05:57	05:58	06:49	07:09	06:16	06:53	06:56	10:31	08:31	08:34	08:24	08:35	05:58	07:11	08:04	14:02	05:19		23:18							08:22	07:40	07:35	07:35	07:44	
Hounslow	Osterley and Spring Grove	04:56	05:05	04:48	05:12	05:10	06:13	05:48	06:24	06:37	07:36	09:44	09:13	09:35	11:12	10:24	06:27	05:56	02:49	10:40	12:17										06:58	07:08	06:58	08:21	07:47
Hounslow	Syon	05:10	05:05	05:09	05:16	05:03	06:51	06:43	06:22	06:43	06:07	07:56	09:20	08:24	08:41	08:29	10:15	09:13	09:36	11:49	13:50										06:46	06:48	06:55	07:05	06:50
Hounslow	Turnham Green	04:06	04:29	04:18	04:14	04:30	07:03	07:12	07:26	06:51	07:02	10:21	10:05	08:53	07:49	08:01	10:20	15:21	13:56	09:46	12:11										06:06	06:33	06:03	05:53	06:24
Islington	Barnsbury	04:51	04:57	05:10	05:13	04:59	06:14	06:39	06:25	06:55	06:33	09:42	07:43	06:48	08:23	08:48	05:21	03:31	13:25	07:41	09:30										06:51	06:43	08:40	06:43	06:27
Islington	Bunhill	04:15	04:27	04:50	04:59	04:37	05:13	05:36	06:44	06:49	06:35	06:15	07:07	08:18	08:08	07:20	05:32	08:49	07:30	07:01	05:26		08:57	09:32	09:35	09:37	08:56				05:53	06:01	06:26	06:43	06:23
Islington	Caledonian	05:31	05:20	05:32	05:27	05:33	05:40	06:30	06:38	07:00	06:43	06:18	07:46	07:19	08:45	07:52	08:32	03:56	06:26	10:40	06:26										07:14	07:06	07:20	07:21	07:03
Islington	Canonbury	04:29	04:57	05:11	04:54	04:44	05:07	06:15	07:31	06:35	06:28	06:05	10:10	09:49	08:04	09:25	09:05		05:58	03:56	08:13										06:19	06:40	07:14	06:56	06:17
Islington	Clerkenwell	03:52	04:22	05:31	05:30	05:21	05:51	06:01	06:37	06:29	06:44	06:21	07:41	07:29	08:25	07:14	04:21	13:37	05:30	05:09	05:10										07:27	08:07	06:45	08:00	08:04
Islington	Finsbury Park	03:54	04:18	04:18	04:31	04:23	05:24	06:05	07:21	07:18	07:14	10:01	06:35	07:48	08:12	07:54	10:08	10:14	09:00	13:47	11:03										05:42	06:08	06:06	06:12	06:05
Islington	Highbury East	05:07	05:25	05:15	05:20	04:48	06:09	05:58	06:27	06:45	06:20	06:31	06:21	07:57	10:25	08:11	07:40	08:34	03:27	14:47	00:02										06:56	06:57	06:44	06:59	06:29
Islington	Highbury West	04:26	04:48	04:49	05:02	04:47	05:16	06:16	06:23	06:51	06:40	07:03	07:12	06:51	07:41	07:57	08:44	10:12	06:30	07:51	11:50										06:24	06:35	06:41	06:49	06:40
Islington	Hillrise	04:56	04:58	05:06	05:21	05:21	05:50	06:06	06:34	06:27	07:15	07:35	08:46	05:36	07:34	06:06	10:23	12:44	09:14	08:31	09:44										06:46	06:53	06:42	07:14	07:25
Islington	Holloway	04:47	04:56	05:09	05:00	04:46	05:26	06:18	06:01	06:15	05:55	07:03	08:30	07:41	06:34	07:58	08:24		08:41	07:56	11:33										06:39	06:35	06:53	06:40	06:23
Islington	Junction	05:02	04:52	04:55	05:01	04:53	05:42	05:52	05:50	06:00	05:48	06:55	06:08	06:13	05:54	07:17	09:14	12:06	09:55	13:16	09:37										06:43	06:31	06:52	06:44	06:44
Islington	Mildmay	05:22	05:10	05:38	05:51	05:02	06:13	06:48	06:33	06:55	06:23	07:23	08:49	07:11	08:43	07:52	08:58	07:50	10:35	06:53	06:34										07:17	06:50	07:31	07:49	06:46
Islington	St. George's	04:53	04:59	05:02	05:05	04:31	05:49	06:13	05:48	05:15	05:02	07:28	06:31	06:42	06:31	08:02	13:24	09:22	08:02	17:21											06:45	06:51	06:46	06:44	06:10
Islington	St. Mary's	04:00	03:39	03:37	04:03	03:32	06:12	06:04	07:00	07:08	06:18	07:53	06:03	14:36	08:51	08:27	07:08	10:27	03:26	10:37	01:38										05:41	05:18	05:19	05:43	05:06
Islington	St. Peter's	04:57	04:25	04:55	04:54	04:34	05:47	05:51	07:23	07:04	06:33	07:33	06:41	11:05	07:22	09:04	05:43	11:27	05:55	10:07	05:23										06:38	05:56	06:33	06:38	06:20
Islington	Tollington	04:21	04:16	04:29	04:38	04:48	04:55	05:47	06:50	06:54	07:04	06:47	06:27	07:55	07:34	07:42	13:08	13:45		09:59	07:09										06:05	06:14	06:02	06:22	06:25
Kensington and Chelsea	Abingdon	04:36	04:40	04:36	04:45	04:39	06:14	06:12	06:48	06:23	06:33	06:21	06:28	06:13	06:45	07:20		05:53	07:14	14:14										06:14	06:27	06:14	06:28	05:53	
Kensington and Chelsea	Brompton & Hans Town	04:12	04:47	05:18	05:11	04:59	05:47	05:57	06:56	06:48	06:40	06:11	05:59	10:41	08:39	08:47	05:53	03:46	18:15	08:31	08:50										05:57	06:16	06:50	08:14	06:24
Kensington and Chelsea	Camden	04:22	04:34	04:19	04:22	04:41	06:27	06:55	06:43	06:42	06:44	06:15	07:19	07:33	09:15	07:32	18:32	00:07	09:58	07:11	06:57										06:16	06:15	05:58	06:01	06:21
Kensington and Chelsea	Chelsea Riverside	04:13	04:49	04:38	04:53	04:16	05:11	06:37	06:45	06:37	06:40	07:06	08:09	07:49	07:24	07:14	07:18	08:29	15:09	07:35	07:56										06:12	06:42	06:59	07:26	05:50
Kensington and Chelsea	Colville	04:23	04:28	04:18	04:25	04:09	04:55	05:38	05:06	04:51	05:03	06:42	07:07	07:04	06:31	06:50	06:40		07:07	07:53											06:45	07:39	10:04	06:34	07:20
Kensington and Chelsea	Courtfield	04:59	04:54	04:53	05:09	04:30	05:17	06:04	06:25	06:21	06:01	06:31	05:10	07:59	10:02	06:43	10:26	07:33	06:49	05:49	05:48										06:40	06:22	06:24	06:39	05:58
Kensington and Chelsea	Dalgarno	03:55	04:05	04:02	04:05	03:58	04:30	06:03	04:53	04:58	05:11	07:08	05:24	07:47	07:34	08:17	09:26	12:24	10:12	00:07	09:29										06:00	05:50	05:35	05:51	05:27
Kensington and Chelsea	Earl's Court	05:29	05:31	05:56	05:31	05:36	06:40	06:33	07:16	07:19	06:47	06:57	06:54	07:22	09:08	08:05	05:40	16:03	12:58	07:40	07:34										07:27	07:15	07:33	07:07	07:12
Kensington and Chelsea	Golborne	03:39	03:59	03:49	03:38	03:51	04:50	05:35	04:55	04:52	05:09	07:47	07:12	07:22	07:33	06:32	10:09		12:51	05:53	11:02										08:23	06:47	07:56	08:50	07:12
Kensington and Chelsea	Holland	05:34	05:18	05:41	05:32	05:23	06:02	06:10	06:23	06:21	05:50	06:32	06:40	05:24	06:00	07:29	10:02	08:24	06:56	09:29	07:52										07:14	06:54	07:06	07:24	12:33
Kensington and Chelsea	Norland	04:54	05:06	05:02	04:51	05:04	05:10	05:59	05:27	05:33	05:28	06:33	06:44	07:47	06:12	06																			

## Annex 2A | Pumping and special appliance attendance times - ward data

Borough	Ward	First appliance					Second appliance					Third appliance					Fire rescue unit					Aerial appliance					Overall incident response time (call answer to arrival of first appliance)								
		2012/13	2013/14	2014/15	2015/16	2016/17	2012/13	2013/14	2014/15	2015/16	2016/17	2012/13	2013/14	2014/15	2015/16	2016/17	2012/13	2013/14	2014/15	2015/16	2016/17	2012/13	2013/14	2014/15	2015/16	2016/17	2012/13	2013/14	2014/15	2015/16	2016/17				
Lambeth	Larkhall	04:13	04:22	04:13	04:33	04:17	04:43	05:06	04:41	05:14	04:55	05:36	06:13	06:05	06:12	06:28	08:24	12:07	06:14	08:45	07:37	05:28	05:52	05:06	06:43	05:30	05:55	06:07	05:50	06:18	06:05				
Lambeth	Oval	04:29	04:10	04:41	04:51	04:38	04:58	04:51	05:06	05:17	05:13	06:51	06:47	06:38	06:06	06:23	08:50	08:14	07:51	09:41	10:58	08:14	07:13	09:00	08:04	07:54	06:32	05:55	06:24	06:56	06:26				
Lambeth	Prince's	03:52	03:57	03:41	04:02	03:59	04:23	05:02	05:01	04:49	04:57	05:32	06:57	07:11	08:01	07:37	08:59	09:17	08:42	10:42	11:03	08:02	07:27	08:50	08:12	09:04	05:43	05:42	05:25	06:21	05:32				
Lambeth	St. Leonard's	05:57	05:49	05:40	05:42	05:43	06:23	06:11	06:20	05:49	05:56	09:28	08:34	07:38	06:29	07:02	11:08	13:24	12:47	13:45	10:43	09:26	10:19		12:12		07:40	07:35	07:16	07:31	07:23				
Lambeth	Stockwell	04:50	04:50	04:57	04:51	04:49	05:11	05:26	05:31	05:42	05:18	06:17	07:06	05:14	05:55	06:09	11:38	10:25	10:51	09:09	09:08	06:47	06:43	06:44	07:18	06:07	06:36	06:31	06:46	06:34	06:38				
Lambeth	Streatham Hill	04:54	05:05	05:13	06:16	06:04	05:36	06:07	06:37	06:45	06:32	07:49	09:00	06:29	09:10	07:32	10:26	11:45	10:04	15:02	09:28	08:17	08:44	08:05	09:30	09:28	06:47	06:48	07:00	08:00	08:24				
Lambeth	Streatham South	05:06	05:17	05:11	04:55	05:24	05:43	07:08	05:37	05:41	05:45	07:49	08:54	06:29	06:16	07:59	09:59	12:58	10:35	12:15	11:22						06:40	06:50	06:56	06:32	06:50				
Lambeth	Streatham Wells	06:07	05:45	05:59	06:04	05:37	06:33	06:36	06:32	06:31	06:00	08:01	08:37	09:49	07:28	08:24	10:29	10:17	10:15	11:17	13:44	09:46	09:49	11:34	10:12	07:53	07:29	07:33	10:32	07:13					
Lambeth	Thornton	06:19	06:00	06:35	06:15	06:13	06:20	06:34	07:14	07:09	07:10	06:34	08:20	06:17	08:15	08:12					06:55	06:31			11:38	08:51	06:39	06:37	06:48	06:29	08:13	07:58	08:16	08:00	07:50
Lambeth	Thurlow Park	03:52	03:45	04:09	05:26	05:20	04:46	04:35	05:16	06:21	05:38	06:55	06:31	07:46	08:57	07:33	13:44	16:41	09:25	12:42	10:28	08:38	09:42	09:46	10:40	09:35	05:38	05:41	05:45	07:10	06:51				
Lambeth	Tulse Hill	04:48	05:12	05:29	05:47	05:19	05:26	05:18	06:05	06:03	06:17	07:07	07:48	08:14	06:10	07:04					12:40	10:35	16:11	09:21	08:46	09:25	07:22	09:18	06:43	07:31	07:24	07:32	07:01		
Lambeth	Vassall	04:38	04:37	04:51	04:48	04:59	05:22	05:30	04:56	05:12	05:37	08:01	07:56	07:11	07:24	05:36					11:41	10:52	07:10		07:44	09:07	06:12	06:37	06:20	06:33	06:28	06:50			
Lewisham	Bellingham	05:45	06:21	06:28	06:18	06:19	07:22	07:16	07:45	08:27	07:58	08:19	09:49	07:44	15:08	08:19	08:15	08:01	14:20	09:23	09:05				09:44	08:25	07:15	07:30	08:12	08:10	08:13	08:09			
Lewisham	Blackheath	04:31	04:26	04:41	04:42	04:38	05:52	06:06	06:18	06:40	06:51	05:39	06:20	09:10	06:12	08:53	12:57	07:09	14:47	05:09	11:13	06:16	07:12	06:26	07:15	05:56	06:07	06:03	06:14	06:30	06:26				
Lewisham	Brockley	05:17	05:39	05:28	05:40	05:19	06:38	06:34	06:37	06:40	06:45	07:01	06:14	05:39	06:51	07:17	05:46	08:30	05:20	07:35	11:18	06:34	07:14	05:34	07:24	08:15	07:01	07:17	07:10	07:19	06:47				
Lewisham	Catford South	05:21	05:19	05:49	05:40	05:44	07:12	06:50	06:39	06:48	07:19	07:01	07:02				06:18	04:44	06:03	05:45	06:01	06:29	04:49	04:52	07:13	07:03	06:52	07:28	07:08	07:23	07:23				
Lewisham	Crofton Park	03:33	04:12	04:15	04:12	04:01	04:55	06:20	07:28	06:44	07:00	06:47	07:49	10:26	08:43	11:57	07:16	06:40	07:15	05:40	06:51	06:26	05:46		07:13	05:02	05:53	05:55	05:54	05:44	05:44				
Lewisham	Downham	05:24	05:31	07:05	06:33	06:45	06:55	07:27	08:13	07:30	07:13	08:38	09:22	08:58	07:47	09:49	09:55	11:44	09:21	07:46	10:07			09:46	08:06	07:14	11:24	07:06	07:15	09:34	08:50	08:58			
Lewisham	Evelyn	04:07	04:18	04:43	04:51	04:19	06:41	06:50	07:02	06:54	06:33	07:41	07:40	08:02	08:02	07:04	14:38	09:35	09:19	08:30	15:06	08:42	09:07	07:59	07:24	06:39	05:54	06:02	06:32	06:40	05:54				
Lewisham	Forest Hill	05:08	05:25	05:26	05:26	05:21	06:18	07:02	08:43	08:47	08:43	08:22	08:06	11:30	11:04	09:13	09:05	12:28	06:42	12:08	11:39	06:31	04:09	05:21	04:07	10:04	06:54	07:07	07:10	07:08	06:55				
Lewisham	Grove Park	04:45	05:27	06:12	06:31	06:03	06:23	06:36	07:24	07:45	07:03	08:27	07:52	08:30	08:58	08:28	07:30	09:47	16:37	11:08	06:37			13:06	14:33	06:23	06:52	07:47	08:14	07:28	07:28				
Lewisham	Ladywell	04:40	05:02	04:47	05:08	05:07	05:54	06:38	06:28	06:52	06:38	06:01	06:36	05:06	08:21	10:16	03:29				06:30	02:44	06:31	08:49	08:14	06:17	06:47	06:20	06:49	06:34	06:34				
Lewisham	Lee Green	03:41	03:59	04:30	04:26	04:10	06:33	06:07	06:49	07:09	06:55	09:13	07:29	06:47	08:41	07:14	09:05	06:15	05:33	15:35	14:54	08:30	07:02	08:12		05:26	05:28	06:13	06:25	05:54					
Lewisham	Lewisham Central	03:41	03:57	04:08	04:02	03:55	05:37	05:52	06:30	06:27	06:14	07:15	07:20	07:56	07:24	07:14	04:18	04:43	03:30	06:32	05:26	06:21	06:13	06:36	06:06	05:27	05:22	05:41	05:40	07:07	05:42				
Lewisham	New Cross	04:48	04:53	05:01	05:02	04:54	06:09	06:10	06:04	06:05	06:30	08:43	07:43	07:12	07:00	06:49	08:44	08:11	07:21	12:22	15:26	06:53	08:22	08:42	09:25	06:16	06:24	06:42	06:46	06:43	06:33				
Lewisham	Perry Vale	03:56	04:11	04:10	04:33	04:24	04:43	06:46	07:27	08:13	07:49	08:09	08:27	07:41	09:35	08:30	07:42	07:28	06:31	08:25	07:07	05:24	05:26	08:17	04:08	06:03	05:32	05:55	05:59	06:46	06:03				
Lewisham	Rushey Green	04:21	04:34	04:46	04:34	04:25	05:36	06:29	06:25	06:38	05:56	06:46	07:25	08:39	08:06	08:07	06:17	09:44	09:27	07:25	10:41	05:49	05:54	06:32	05:50	07:09	06:18	06:20	06:25	07:41	06:12				
Lewisham	Sydenham	05:45	06:08	05:58	06:09	06:03	06:46	07:37	07:31	07:41	08:20	08:22	09:04	08:28	09:04	10:58	08:47	09:44	08:19	09:35	13:57	11:26	09:02	07:47	10:02	06:52	07:31	07:42	07:45	07:47	07:36				
Lewisham	Telegraph Hill	04:54	04:22	04:46	04:58	04:28	07:34	06:17	05:55	05:45	06:27	06:06	04:57	06:18	07:24	07:43	10:23	14:09	12:28	09:05	09:01	07:32	07:43	06:28	07:50	07:03	06:37	06:12	06:37	07:29	06:00				
Lewisham	Whitefoot	05:02	05:29	07:25	07:28	07:11	07:46	07:57	07:56	08:30	07:45	07:16	10:53	11:33	08:34	08:08	05:35	06:29	10:00	09:15	06:02	08:28	09:29	07:47	07:05	08:45	06:47	07:08	09:06	09:16	09:00				
Merton	Abbey	04:35	04:21	04:31	04:08	04:11	07:12	07:18	06:41	07:05	06:46	08:36	08:08	09:03	08:37	07:35	03:20	05:28	05:22	02:53	07:07	04:56	04:45	03:19	07:01	02:59	06:22	05:58	06:12	06:05	06:07				
Merton	Cannon Hill	05:55	05:25	06:01	06:02	06:09	07:49	08:58	07:08	07:30	08:35				10:31	11:25					05:18	31:51			04:18	07:53	07:16	07:35	07:28	07:31	07:31				
Merton	Colliers Wood	05:10	05:04	05:31	05:42	05:27	07:21	06:47	06:49	06:36	06:12	11:52	12:53	13:12	07:38	07:02	06:30	05:49	04:56	08:21	09:06	12:38			08:47	06:49	06:55	06:48	07:09	10:06	06:56				
Merton	Crocket Green	04:45	05:03	04:44	05:16	05:31	08:06	08:13	08:00	05:42	07:41	09:51	08:22	08:14	07:49	08:32	09:17	15:09	07:35	09:37	07:11	06:44	06:09		06:04	06:21	06:42	06:54	06:46	09:37	07:06				
Merton	Dundonald	05:04	05:19	04:42	04:50	05:00	08:35	06:39	07:25	07:00	09:33	12:25	07:47				02:45		04:41	05:48	09:48	09:14	04:56	06:04	04:06	06:32	06:47	06:28	06:32	06:49	06:49				
Merton	Figge's Marsh	05:43	05:22	05:33	06:02	06:20	08:11	08:00	07:30	06:33	08:17	11:38	04:02		08:46		08:32	09:29	11:01	09:05	07:58					07:15	07:13	07:11	07:30	07:50	07:50				
Merton	Graveney	06:10	06:09	06:27	06:32	06:14	07:14	07:34	06:56	07:05	07:15	09:10		09:58			08:21		07:24	11:20	06:38				08:29	07:41	07:59	08:04	08:00	08:02	08:02				
Merton	Hillside	05:40	05:42	05:41	06:02	05:42	08:20	08:12	08:00	08:37	08:11	09:19	10:32	10:06	09:50	10:30	09:35	15:47	04:06	08:31	10:43	05:06	04:43		05:34	07:11	07:17	07:19	09:32	07:					





## Annex 2A | Pumping and special appliance attendance times - ward data

Borough	Ward	First appliance					Second appliance					Third appliance					Fire rescue unit					Aerial appliance					Overall incident response time (call answer to arrival of first appliance)				
		2012/13	2013/14	2014/15	2015/16	2016/17	2012/13	2013/14	2014/15	2015/16	2016/17	2012/13	2013/14	2014/15	2015/16	2016/17	2012/13	2013/14	2014/15	2015/16	2016/17	2012/13	2013/14	2014/15	2015/16	2016/17	2012/13	2013/14	2014/15	2015/16	2016/17
Westminster	Harrow Road	04:50	04:40	05:00	04:52	04:42	05:12	05:09	05:26	05:06	05:20	06:36	07:52	06:48	05:52	07:17	05:21	05:02	10:19	09:10	00:03	06:45	06:34	07:59	05:05	04:21	06:37	06:19	06:33	06:26	06:14
Westminster	Hyde Park	04:49	04:58	04:51	05:05	05:20	05:40	05:46	05:51	05:50	05:54	07:40	08:41	08:44	08:12	08:22	07:07	05:30	08:07	10:03	11:14	06:20	07:45	05:35	06:02	06:53	06:36	06:28	07:16	06:58	06:56
Westminster	Knightsbridge and Belgravia	04:44	05:21	05:51	05:56	05:45	06:23	06:46	07:15	07:08	07:00	07:50	09:31	08:07	10:10	08:24	07:35	11:30	08:44	08:35	10:16	09:25	08:25	08:02	08:28	07:53	06:29	07:08	07:31	07:27	07:18
Westminster	Lancaster Gate	05:07	05:19	05:07	05:09	05:03	06:02	06:05	06:09	05:50	05:45	07:36	07:22	07:28	07:28	06:55	03:33	07:57	08:37	04:59	06:25	06:17	04:56	05:32	06:11	04:40	07:03	07:09	06:57	08:34	06:52
Westminster	Little Venice	04:23	04:26	04:24	04:22	04:29	05:30	05:32	05:34	04:58	05:16	08:46	08:16	07:45	08:46	07:57	03:54	09:34	07:21	08:45	08:23	05:16	05:42	05:37	05:03	06:07	06:05	06:15	06:04	06:04	06:53
Westminster	Maida Vale	05:11	05:17	05:15	05:23	05:10	05:12	06:10	05:29	06:10	05:44	06:22	07:09	06:18	06:22	07:04	05:56	05:02	05:59	05:43	04:10	05:01	05:16	06:20	07:00	06:48	07:08	06:56	07:22	07:07	06:45
Westminster	Marylebone High Street	05:53	06:04	06:15	06:36	06:11	07:01	07:22	07:24	07:28	07:23	09:14	07:01	08:04	10:39	08:12	07:30	05:48	07:09	10:36	05:47	07:04	07:44	07:42	07:29	07:32	07:30	07:36	07:49	08:15	07:49
Westminster	Queen's Park	05:09	05:13	05:05	04:59	05:02	05:44	06:17	05:37	05:44	05:56	07:38	07:42	06:55	06:19	09:32		11:27	10:01	06:51	11:12	06:31	04:56	06:24	09:16	06:49	06:57	06:59	06:51	06:42	06:49
Westminster	Regent's Park	05:00	04:47	05:00	05:03	04:50	05:20	05:12	05:24	05:25	05:14	07:05	06:52	08:06	07:28	07:36	06:54	08:36	08:48	06:49	09:37	07:13	04:35	05:28	04:55	05:53	06:42	06:23	06:53	06:41	06:23
Westminster	St. James's	04:28	04:29	04:45	04:57	04:52	05:14	05:50	05:21	05:52	05:54	06:41	07:34	07:23	08:05	08:15	09:54	11:39	09:48	12:08	11:07	06:17	06:38	06:21	05:43	06:11	06:12	06:07	06:25	07:13	06:58
Westminster	Tachbrook	03:52	04:25	04:34	05:07	04:50	04:55	05:38	05:28	05:27	05:33	05:11	05:14	08:30	07:22	07:42	09:30	10:03	09:48	05:34	08:54	08:56	08:23	09:04	09:27	08:18	05:56	06:22	06:28	06:45	07:15
Westminster	Vincent Square	03:43	03:32	04:35	05:01	04:42	05:10	05:09	05:33	05:55	05:40	06:10	07:13	07:22	07:18	07:27	07:50	14:42	07:23	10:08	11:16	08:31	08:02	08:14	07:21	08:17	05:37	05:15	06:15	08:41	06:18
Westminster	Warwick	04:13	04:32	05:46	05:42	05:34	05:32	05:55	05:53	06:25	06:18	05:41	06:34	07:13	07:09	06:58	09:08	10:07	06:32	05:57	05:36	10:03	08:28	08:42	09:30	09:54	05:58	06:10	07:40	07:23	07:11
Westminster	West End	05:23	05:29	05:40	05:43	05:45	06:08	07:00	06:27	06:39	06:52	07:58	08:15	08:48	08:52	09:36	09:09	07:10	12:59	09:35	07:58	06:15	05:57	06:37	06:15	06:45	06:57	07:03	07:14	07:47	07:28
Westminster	Westbourne	04:34	04:30	04:38	04:32	04:34	05:20	05:36	05:06	05:08	05:28	06:45	06:07	06:30	06:50	06:58	08:09	09:33	11:45	14:06	04:47	06:28	05:05	08:37	05:58	06:36	06:22	06:18	06:29	06:15	06:17
		<b>05:13</b>	<b>05:18</b>	<b>05:27</b>	<b>05:32</b>	<b>05:22</b>	<b>06:22</b>	<b>06:39</b>	<b>06:48</b>	<b>06:51</b>	<b>06:44</b>	<b>07:52</b>	<b>08:03</b>	<b>08:26</b>	<b>08:20</b>	<b>08:10</b>	<b>10:43</b>	<b>10:56</b>	<b>11:28</b>	<b>11:41</b>	<b>11:24</b>	<b>08:31</b>	<b>08:28</b>	<b>08:25</b>	<b>08:38</b>	<b>08:33</b>	<b>07:00</b>	<b>07:02</b>	<b>07:12</b>	<b>07:28</b>	<b>07:08</b>

Note: Calculation follows the counting rules as agreed and revised in light of LSP 2017-2021

Note: Calculation follows the counting rules as agreed and revised in light of LSP 2017-2021

Note: Calculation follows the counting rules as agreed and revised in light of LSP 2017-2021

Note: Calculation follows the counting rules as agreed and revised in light of LSP 2017-2021 with a cut-off of 40 minutes

Note: Calculation follows the counting rules as agreed and revised in light of LSP 2017-2021 with a cut-off of 40 minutes

Note: Calculation follows the counting rules as agreed and revised in light of LSP 2017-2021. This measure is from the time the call is answered in Control to arrival of the first appliance; see section 6 of Fire Facts document.